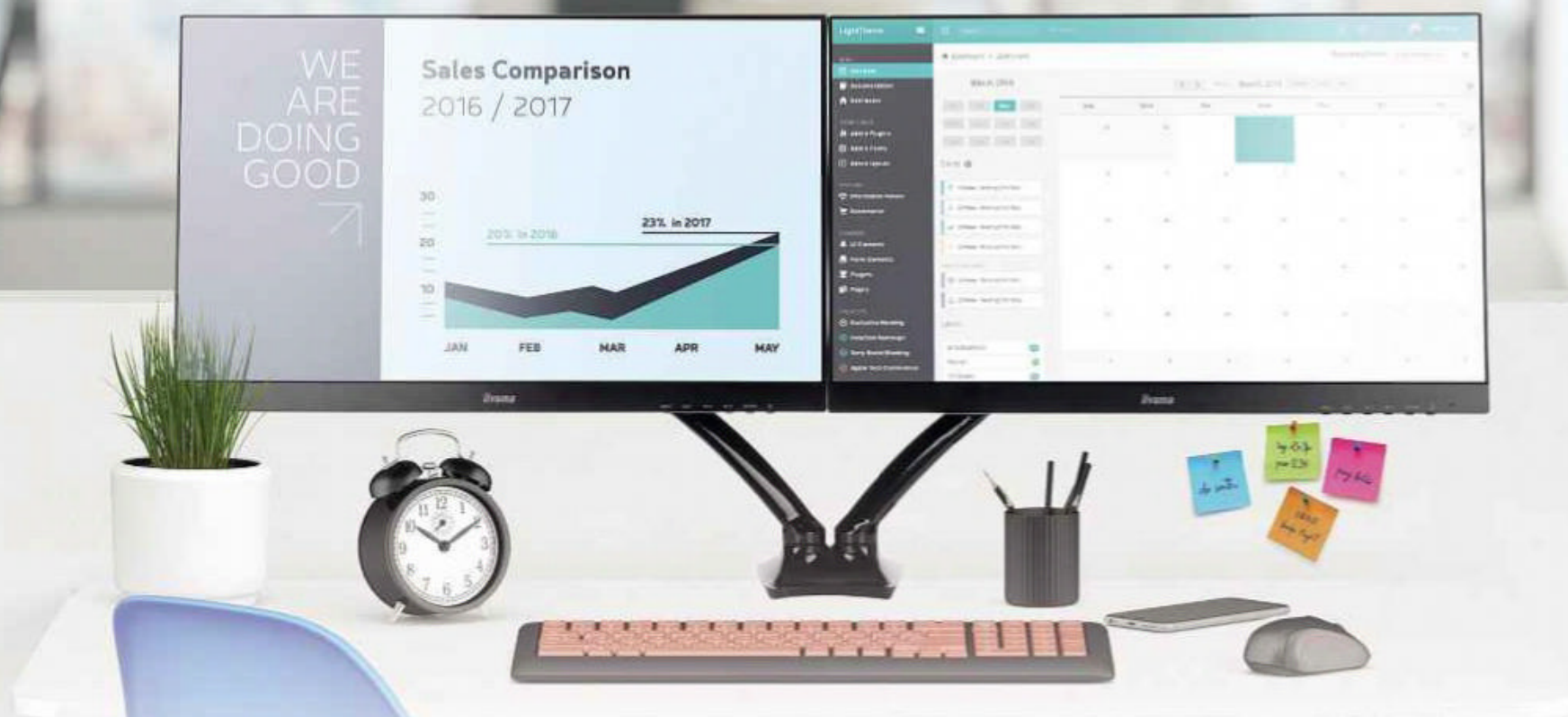


SET YOUR **DESKTOP FREE**

GET THE SPACE YOU NEED WITH IIYAMA'S SMART DESKTOP SOLUTIONS.



ProLite **XUB2492HSU-B1** + DS3001C



ProLite **B2791QSU-B1** + DS1001C



2x ProLite **XUB2792QSU-B1** + DS3002C



2x ProLite **XUB2495WSU-B1** + DS1002C



iiyama

Find your match on www.iiyama.com

STAY
100%
ANONYMOUS

Ditch Google

FOR...

DuckDuckGo



Switch to the **ONLY** search engine
that keeps you **100% anonymous**

- ✓ Doesn't store your searches
- ✓ Won't track you around the web
- ✓ Finds results that Google hides
- ✓ Protects you from dodgy sites
- ✓ Encrypts your mobile browsing
- + *Don't tweak its settings without our expert guide!*

p40

£2.30



PLUS

**MAKE WINDOWS 10
APPS WORK OFFLINE**

Who needs the cloud, anyway?

p50

**CONTROL YOUR PC
FROM ANYWHERE**

Remote-access tools on test

p46

**FIND THE WEB'S
BEST NEW EASTER EGGS**

Secret treats in your favourite tools

p48





CCL COMPUTERS



CCL Goliath Content Creation PC

- AMD Ryzen Threadripper 2950X (16 Cores, 32 Threads)
- 3000MHz G.Skill Trident Z Royal Desktop Memory
- ASUS STRIX GeForce RTX 2080 Ti
- ADATA XPG SX8200 NVMe SSD
- Seagate BarraCuda Hard Drive
- Phanteks ENTHOO EVOLV X Chassis

From £3,649.99 inc VAT



**3 YEAR
WARRANTY**



**SPREAD
THE COST**



**FREE, FAST
DELIVERY**

Configure yours at:

www.cclonline.com/goliath



01274 471 210



pcsales@cclonline.com



Price Match
On all ccl built systems

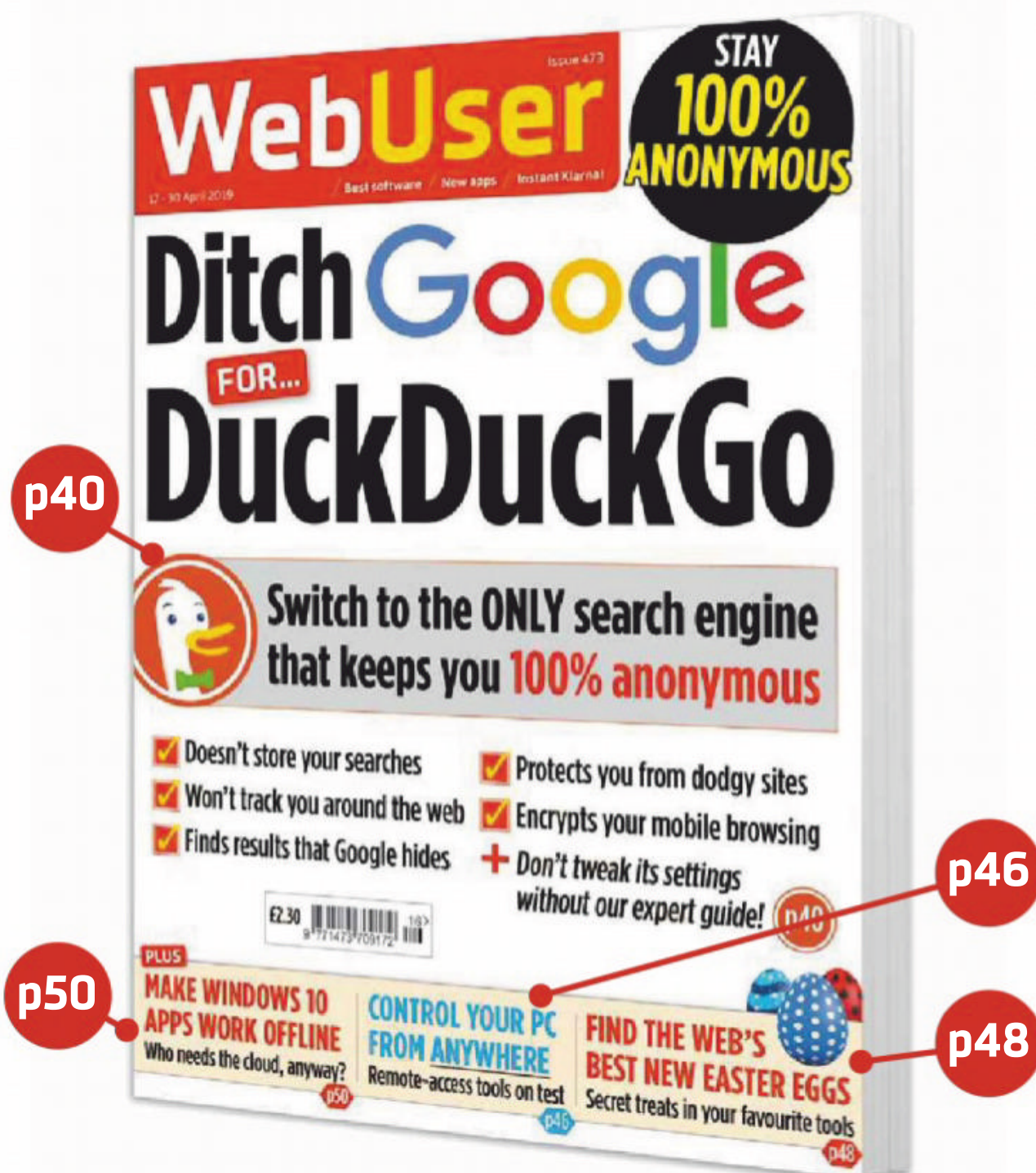
This duck definitely isn't peeking

My favourite cartoon from Gary Larson's The Far Side series (remember that?) pictures a worried office worker who's being spied on by a bird in the building behind him, and the caption: "Anatidaephobia: The fear that somewhere, somehow, a duck is watching you". Happily, no-one who suffers from this fictional phobia need be alarmed by this issue's cover feature, because DuckDuckGo definitely *isn't* watching you – or anything you do online.

This privacy-focused search engine has been around for over a decade, but in the past year DuckDuckGo has risen to become

the 30th most popular site in the UK (according to bit.ly/popular473). True, that's still 29 places behind Google but, as we explain on page 40, DuckDuckGo has many advantages over its data-guzzling rival, aside from not storing your search queries or tracking you around the web, some of which even DuckDuck diehards don't know about. You'd be qwackers not to use it!

Robert Irvine, Editor
editor@webuser.co.uk
[#webuser](https://twitter.com/webuser)



abc Average sales, Jan-Dec 2018, 26,519 copies per issue

5 Things you'll learn this issue

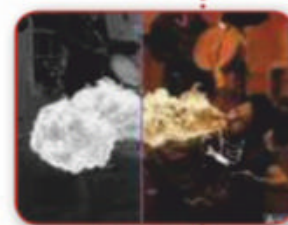
1 How to listen to 78rpm gramophone records in your browser for free
page 6

2 How to lock your PC temporarily so that no-one can access your data
page 29

3 How to protect Chrome against security flaws in Cascading Style Sheets
page 32

4 How to bring an old scanner back to life by installing the correct drivers
page 58

5 How to turn black-and-white photos into colour ones using an online tool
page 68



Subscribe to Web User!

Never miss another issue – subscribe at subscribe.webuser.co.uk

COVER
FEATURE


Ditch Google

FOR...


DuckDuckGo

Switch to a smarter search engine
that protects your privacy on the web

p40



Access your computer
remotely for free p46



We reveal the web's best
new Easter eggs p48



Use Netflix, OneDrive, Maps and
more while you're offline p50

IN DEPTH Articles on the latest tech topics

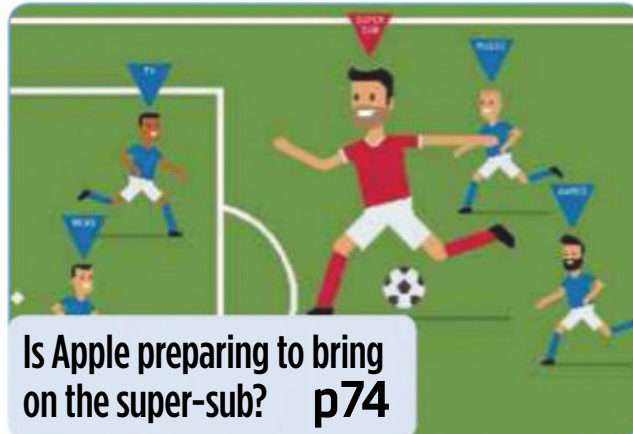
- 38 FAQ**
Our guide to Klarna
- 40 COVER FEATURE**
DITCH GOOGLE FOR DUCKDUCKGO
The search engine that respects your privacy
- 46 Best free screen-sharing tools**
Access your computer wherever you are
- 48 The web's best new Easter eggs!**
Find treats hidden in apps and on websites
- 50 Best Windows 10 apps you can use offline**
Get things done even when you're disconnected

REVIEWS Apps, sites and products on test

- 14 Best New Websites**
Remember the Peterloo Massacre 200 years on
- 22 Group Test**
Not sure which backup tool to entrust with your data? We test 12 top products to find out
- 28 Best Free Software**
FastStone Image Viewer, Pinterest and more
- 32 Best New Browser Tools**
See previews of your Google search results
- 34 Best Free Apps**
Try Gmail's new features in its updated app

FAVOURITES Must-read regulars

- 6 What's New Online**
Listen to classic 78rpm recordings
- 8 Need to Know**
This fortnight's top tech news stories
- 12 Stay Safe Online**
Security advice for PC and mobile
- 18 Build a Better Site**
Expert tips, tools and practical help
- 20 What to Watch Online**
Films and TV shows you can't miss
- 26 Best Buys**
Our pick of the best new products
- 37 Take a Screen Break**
Guess the emoji novelty songs



- 60 Broadband Deals**
Find the best-value package for you
- 72 Inbox**
Tell us your views and opinions
- 74 Page 404**
Beware the super-sub, says Barry



Practical WebUser

Workshops, tips, projects and problem solving

16
pages


- 52 Workshop 1**
Create videos online using PixaPal
- 54 Workshop 2**
Keep your passwords under lock and key with Firefox Lockbox
- 56 Workshop 3**
Block malware from all your devices
- 57 Workshop 4**
Swap Disk Cleanup for Cleanmgr+
- 58 Weekend Project**
Breathe new life into old hardware
- 64 Web User Masterclass**
How to use Google Assistant and Siri
- 66 Ask the Expert**
All your technical questions answered
- 68 Readers' Tips**
The best tips from our readers
- 71 Readers' Helpdesk**
Solve other readers' problems

Lock away your
logins **p54**



Block malware from
your devices **p57**

Resurrect old hardware and
put it to good use **p58**



EDITORIAL

Editor Robert Irvine
Technical & Reviews Editor Andy Shaw
Features Writer Steve Clark
Art Editor Laurence Hallam
Production Editor Miki Berenyi
Contributors Wayne Williams, Jane Hoskyn,
Roland Waddilove, David Crookes, Gareth Beach,
Jonathan Parkyn, Barry Collins, Nicole Kobie
Editorial email: editor@webuser.co.uk

ADVERTISING

Tel: 0203 890 3824
Group Advertising Director Andrea Mason
Senior Sales Executive Ashley Wood

ADVERTISING PRODUCTION

Group Production Manager
Stephen Catherall, 0203 890 4050
Production Assistant Helina Ozyurt, 0203 890 3827

MARKETING

Marketing Manager Rachel Hare
Marketing Production Manager Gemma Hills

MANAGEMENT

Group Editor Daniel Booth
Managing Director John Garewal
MD of Advertising Julian Lloyd-Evans
Commercial and Retail Director David Barker
CEO/COO Brett Reynolds
Chief Executive James Tye
Company Founder Felix Dennis

SYNDICATION AND LICENSING

Tel: 0203 890 4027
Endorsement Licensing Manager Ryan Chambers
Licensing Content Manager Nicole Creasey

SUBSCRIPTIONS

Tel: 0330 333 9493
Email: subscriptions@dennis.co.uk
You can manage your existing subscription through
www.ManageMyMags.co.uk. This should be your first
port of call if you have any queries about your
subscription. A subscription to Web User for one year
costs £47.99 for UK subscribers, £95 for Europe and £151
for the rest of the world. Call 0330 333 9493 to get the
next issue, delivered free to your door.

PRINTING

Printed by Wyndeham Bicester, Oxon
Distributors Seymour 020 7396 4000

Web User is produced by Robirv Limited and published
fortnightly by Dennis Publishing Ltd, a company
registered in England 1138891.

PERMISSIONS

Material may not be reproduced in any form without
the written consent of the publisher. Please address
such requests to: John Garewal, Dennis Publishing,
31-32 Alfred Place, WC1E 7DP

LIABILITY

While every care was taken preparing this magazine,
the publishers cannot be held responsible for the
accuracy of the information or any consequence
arising from it. All judgments are based on equipment
available to Web User at the time of review. 'Value for
money' comments are based on UK prices at time of
review. Web User takes no responsibility for the
content of external websites whose addresses are
published in the magazine.

© Copyright Dennis Publishing Limited. Web User is a
trademark of Broadleaf Bidco.



A DENNIS PUBLICATION

Web User is published fortnightly by
Dennis Publishing Ltd, 31-32 Alfred Place,
WC1E 7DP. Company registered in England. Material
may not be reproduced in whole or part without the
consent of the publishers. ISSN 1473-7094

WEB USER
PRINTED IN THE UK

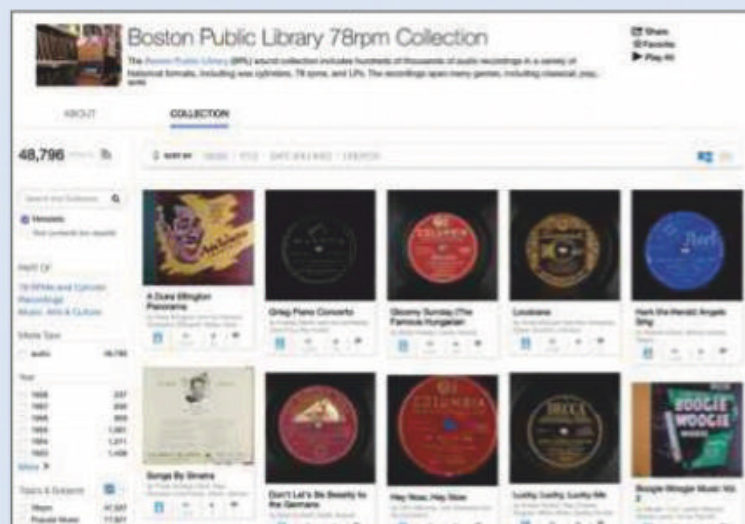


What's New Online

Listen to 78rpm recordings online

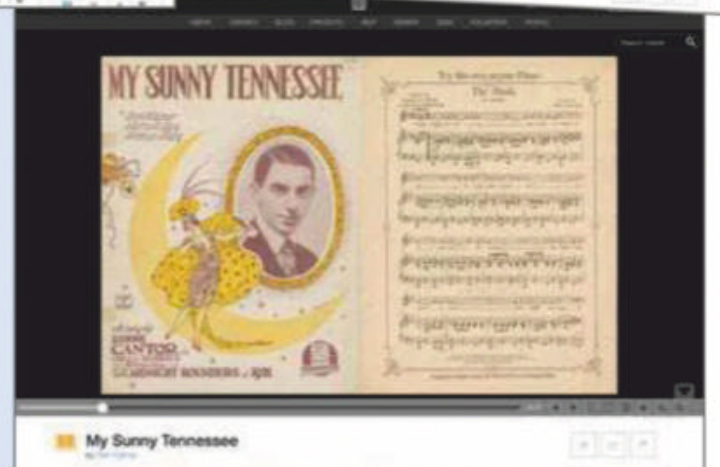
From 1895, 78rpm gramophone records were pressed from shellac compounds – a resin secreted by the female lac bug. As time has gone by, these historic audio items have become rather brittle, so the Boston Public Library in the United States has not only digitised its vast archive of recordings to ensure they're better preserved but has made the sound collection available for free online through the Internet Archive.

This means you can listen to such great artists as Louis Armstrong, Glenn Miller and Frank Sinatra in your browser. The archive stretches between 1901 and 1966 and contains close to 50,000 records spanning many genres across 750 different labels. Check out old blues and jazz discs, play classic British songs by Noel Coward, Gracie Fields and Vera Lynn, enjoy a bit of rock 'n' roll from the likes of Elvis, Jerry Lee Lewis and the Everly Brothers, and much more.



As well as digitising the 78rpm discs to a high standard, the archive provides information about the performers, the writers and the method of transfer along with notes of interest, catalogue numbers and links to sheet music. It's a brilliant addition to the Internet Archive, and you're sure to find plenty to tap your toe to.

bit.ly/78rpm473

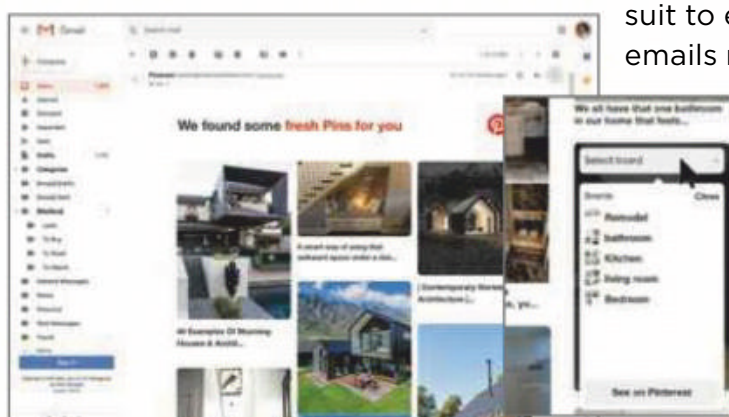


Work with dynamic emails in Gmail

mail.google.com

Clicking a link in an email usually opens a new browser tab and takes you to the website in question. But what if selecting that URL opened a task within the email itself so that you could respond quickly or perform another action? By using dynamic email – or AMP HTML preview – Gmail now lets you do just that. As long as the email supports the dynamic email format, you can work from within your message, reducing the number of clicks you'll ultimately end up making.

So far, a small number of companies are offering support, including Booking.com, Doodle and Pinterest. For security, Google is reviewing other organisations that wish to follow suit to ensure dynamic emails remain current



with the latest information. You can also reply to and work on Google Docs comments via an integrated Gmail thread.

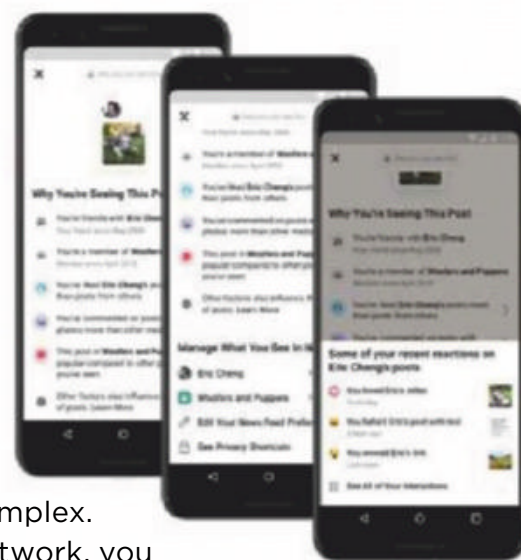
Understand why Facebook shows specific posts

www.facebook.com

Facebook uses a set of algorithms called 'ranking' to work out how interested you may (or may not) be in every post that appears on your news feed. It makes predictions based on your trends and behaviours, the source of the post and how recently its content was created. It even takes into account how likely it thinks you are to share or comment on a post. In a nutshell, it's all rather complex.

Now when you use the social network, you can select the drop-down menu to the right of every post and choose "Why am I seeing this post?". Facebook will explain its reasoning: perhaps you tend to like posts from that person more than others, or you're often drawn to posts that contain photos. Maybe the post has been receiving a lot of attention from your friends.

You can then manage your news feed, prioritising posts you'd like to see first, perhaps, or even unfollowing some users. "Why am I seeing this ad?" has also been updated with information on where advertisers obtained your details.

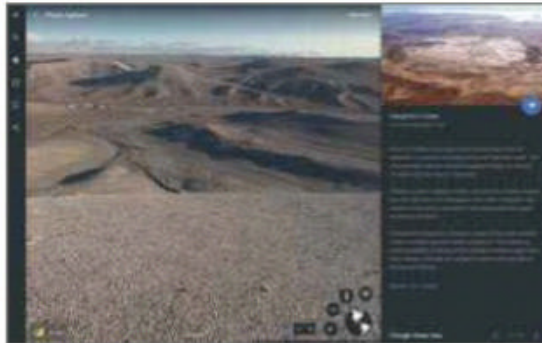


We pick the 10 best things you must do on the web this fortnight

Visit Mars on Earth in Street View

bit.ly/mars473

Fancy going boldly where few have gone before? Then fire up Google Earth and visit Devon Island in Canada, the world's largest uninhabited island. With a Mars-like climate and landscape, it's used by scientists to simulate living and working on the Red Planet. The virtual tour includes lots of facts and vast desolate terrain to explore.



Travel the world with Snake

snake.googlemaps.com

Snake, the game that once had Nokia phone users glued to their screens,



has slithered out of the 1990s and into the modern world. Now you can play Snake online by visiting Google's dedicated site, selecting a destination – whether it's Cairo, São Paulo, London, Sydney, San Francisco or Tokyo – and

manoeuvring a vehicle while picking up passengers. As you do, you'll encounter cultural city references (such as fish and chips for London) as well as key landmarks including the Great Sphinx of Giza. Use the cursor keys to move around and amass points.

Shuffle a Glastonbury video playlist

bit.ly/glsto473

Glastonbury is famous for hosting some of the world's top musicians but it's also known for lashings of mud and lengthy walks between stages. With the BBC's Glastonbury Shuffle, you can check out a past festival from the comfort of your home, moving from one random video clip to another and letting the tool know the kind of acts you're into. The Shuffle learns your tastes by noting when you press Skip and when you don't, and then tries to give you more of the acts you like. It works both on desktop and mobile.



Destroy countries by playing Breakout

bit.ly/break473

This version of Atari's Breakout replaces the blocks from the original classic 1976 game with countries of the world, but otherwise the premise is the same. Move the on-screen paddle left and right by pressing 'A' and 'D' on your keyboard to hit the ball back into the playing area, and try to smash into as many of the 180 countries as possible.



NEW VOICE COMMANDS



Play a Harry Potter game

Say "Talk to Wizarding World" and Google Assistant will ask you three Harry Potter-related questions in a new Warner Bros quiz.



View videos on Apple TV

The latest iOS lets you ask Siri to play a video on your Apple TV. Say "Watch [name of show] on Apple TV" and it plays the film or programme in the appropriate app.



Ask what the BBC is playing

If you listen to the BBC on an Alexa-enabled device, you can now say "ask what the BBC is playing" and it will tell you. You can play BBC Radio stations by uttering "Alexa, play BBC [station name]".



Get your bearings on the Tube

bit.ly/tube473

Kenneth Field's new interpretation of London's rail service is now an interactive guide, which departs from Henry Beck's 1933 effort. Zoom in, read how Field made the map and print it as an A2 poster.

Get Nintendo Switch Online for free

bit.ly/switch473

If you're a member of Twitch Prime (part of Amazon Prime), you can get up to a year of Nintendo Switch Online for free. Claim on the website for access to classic NES games and online play.

Check Twitter for gender bias

www.proporti.onl

Want to know the gender ratio of your Twitter followers and those you follow? This app makes an estimate based on their first name or profile description.

Microsoft delays Windows 10 update to beat bugs

What happened?

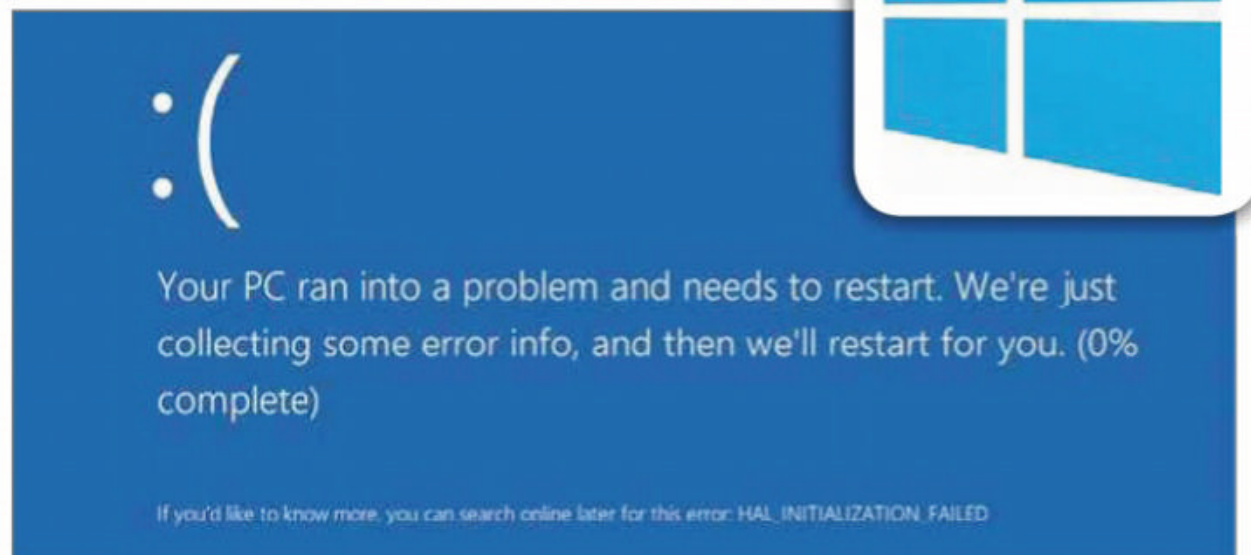
We're not the only ones who are tired of Microsoft's buggy monthly updates: the software giant is changing the way it rolls out minor tweaks to Windows to avoid problems in the future.

Last October, Microsoft pushed out a feature update to Windows 10 that wreaked so much havoc – including deleting user data – that the company was forced to pause the release to fix the bugs. The April before that, a similar biannual feature update caused computer crashes and reboot issues. With all that in mind, the next major update is being rolled out differently.

This year's Windows 10 Spring Update is already later than expected. Microsoft didn't specify when it would arrive, but as the code was finished in March, it was expected to roll out in April. However, Microsoft has now delayed its release until May.

First the update will be sent out to beta testers, who will live with it for a month. That should give those tech-savvy previewers time to spot any bugs and get them fixed. When it's finally released, you'll be able to put off installing the Spring Update for months so you can wait to see if it causes any problems. However, you'll still be able to get the monthly security updates without installing the feature update.

As well as those changes, Microsoft has created a dashboard that lets you track feature updates more easily. This will list known problems and any incompatibilities with other programs, so if you're worried about



a specific software clash, you can check first before installing.

Some of the bugs Microsoft missed in the last feature update were reported but not fixed before release. To stop this happening again, Microsoft is turning to machine learning to gather bug reports from social media, rather than relying solely on user-submitted reports.

How will it affect you?

If you've been waiting for the Spring Update, you'll have to wait a little longer for features such as the new light theme, the built-in sandbox for virtualisation, a new layout for the Start menu and the separation of Cortana from standard search. None of those options is likely to be life-changing, so hopefully waiting until the end of May won't be too much to bear. If you're part of the Windows Insider beta-testing Program, you'll see the update a lot sooner, and can help the developers look for bugs.

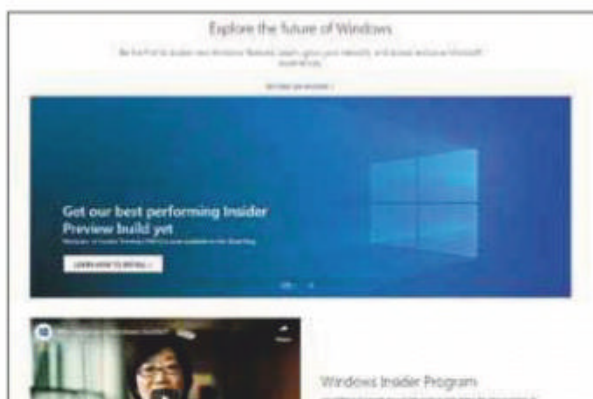
When the update finally arrives, you'll be able to delay installing and running it for as long as you like, until Windows 10 reaches the end of its life, when Microsoft will force you to run all feature updates. Monthly security and stability patches can also be pushed back for five weeks in total, although you can only do this one week at a time. In general, the new system means feature updates may take a little longer to arrive but will probably have fewer obscure bugs.

What do we think?

Microsoft made a big mistake last year. Its faulty feature update has put plenty of users off installing updates, and that's a problem when most of Microsoft's updates fix security and stability issues. This time, rather than forcing out its new set of features, the company is taking its time to get everything right, ensuring there are fewer bugs and more testing.

The use of machine learning to search tweets and other online sources for complaints is clever. Most of us don't know how or where to file bug reports – assuming it even occurs to us to do so – but we're happy to fire up social media and scream into the internet about our lost data and failed updates. It's remarkable that social media hasn't been used as a source of bug reports before, and it's a pity that such a great idea only came about as the result of a shoddy update, but in the future it should help spot problems more quickly.

All in all, the past six months have been a hard lesson for Microsoft. The problems of the last feature update should never have happened. After all, Microsoft is one of the richest, best known and most capable software engineering firms on the planet. But rather than pretending nothing happened, Microsoft has put the work in to avoid another buggy update. Here's hoping the company sticks with it, rather than resting on its laurels if this update proves more successful.



Windows Insider Program members get the latest update before everyone else


What we think of this fortnight's top tech news stories and rumours, and how they affect you

Broadband users to get automatic payouts

What happened?

Customers of the five main UK broadband providers will have compensation paid into their accounts automatically if their internet service is offline for more than two days, an installation is delayed or engineers fail to show up.

Regulator Ofcom says five million Britons face broadband and landline outages every year, as well as a million delayed installations and 250,000 missed appointments. To reduce such problems, Ofcom threatened to set up its own compensation scheme, sparking action by ISPs to set up a voluntary version that includes automatic payouts.



How will it affect you?

So far, BT, Sky, TalkTalk, Virgin Media and Zen have signed up to the automatic compensation scheme. Vodafone and Hyperoptic will follow later this year, and EE says it will do so next year. Plusnet also confirmed that it will join but hasn't said when.

If you're a customer of one of those ISPs – which will be most broadband users in the

UK – you should receive automatic compensation when you experience problems. You'll get £5 a day if your new service doesn't start when promised, £8 a day for outages that aren't fixed for more than two working days, and £25 if an engineer doesn't show up when scheduled or cancels within a day of an appointment.

What do we think?

It's certainly about time ISPs introduced automatic compensation. One of the most frustrating aspects of moving house is sorting out broadband, and anyone who has a recurring fault knows the pain of trying to get an engineer to show up when scheduled. Mistakes happen, as do delays, but customers shouldn't be the ones to suffer. These payouts should help encourage ISPs to improve their customer service, and soften the blow for customers when repairs and installations don't go to plan. Any smaller ISPs that haven't signed up yet should follow suit soon.

Amazon customers warned to check reviews

What happened?

Amazon has worked hard to improve its reviews system, banning the practice of sellers paying for positive comments on their products, but now it faces criticism over the technique of "bundling" reviews. This makes it hard to tell if a product has received positive feedback or is simply borrowing from a similar product.

For example, badly translated novels have received near-perfect ratings because they share their star-ranking with other versions. Similarly, a television programme called *Dirty Dancing* received the same rating as the film of the same name, despite poor reviews.

How will it affect you?


This problem occurs because Amazon links different versions of the same item. This makes sense in some cases – a novel is the same whether it's an ebook, paperback or hardback, for example, although it's a problem if the updated version is full of typos or is a different book with a similar name. The versioning issue also affects electronics and home products.

One way to protect yourself is to avoid relying solely on star ratings when shopping online. If you take the time to read the reviews, it should soon become apparent if they are describing a different product. When shopping for electronics, search for

reviews from sources other than Amazon, too. Consumer group Which has noted that products it has rated as "don't buy" have received high star ratings on the site, which suggests they may have been artificially inflated.

What do we think?

By bundling its reviews, Amazon was aiming to give shoppers more information about products that are similar or the same. However, this type of system requires careful checks and balances



to ensure it doesn't add to customer confusion. Amazon will have to fix these problems quickly to avoid misleading customers. Meanwhile, shoppers are advised to read reviews from several sources before buying expensive items or those that are difficult to return.

Credit: pixinoo / Shutterstock.com

Malware adds fake tumours to medical scans

What happened?

Cybersecurity researchers have created a piece of malware that can add fake tumours to medical scans (bit.ly/scan473) – and it's so effective that it tricked three radiologists and the hospital's automated screening system.

In controlled tests, the malware added signs of cancer to 70 lung images. It can also plant illusory evidence of disease elsewhere in the body, such as phoney brain tumours, blood clots, spinal issues and fractures. The team stated that the malicious software could even remove signs of cancer from scans, which hackers could use to stop patients getting the required care.

But there's no need to panic about security experts going rogue. The malware was created by researchers in the cybersecurity centre at Ben Gurion University, Israel, to show how poor the security is for diagnostic machines in hospitals. The problem, say researchers, is that diagnostic images aren't encrypted or digitally signed, leaving hospitals and health centres at the mercy of attackers.

Researchers also highlighted the issue of data sensitivity, claiming that while hospitals were pretty good about not sharing patients' information externally, internal sharing was less well regulated. Speaking to the *Washington Post*, one researcher said: "What



happens within the hospital system, which no regular person should have access to in general, they tend to be pretty lenient about."

How will it affect you?

If the good guys can create malware like this, so can the bad guys – and that's a worry. It means that with the right technical know-how, any unscrupulous Tom, Dick or Harry can exploit these serious security flaws.

With a population of 63 million, odds are it won't happen to you – but it's not a risk we'd be willing to take. If hackers are prepared to take down an NHS website, imagine the chaos they could cause by altering your medical records.

Tampering with diagnostic images is literally a matter of life and death. The researchers involved in the project also stated that such attacks could be used to target high-profile individuals or make fraudulent insurance claims.

What do we think?

This should be a wake-up call. The 2017 Wannacry ransomware attack, which targeted several NHS websites, was just a warning shot, and with fears over the continued use of ageing technology in the NHS, we hope health bosses sit up and take notice. It's not only the creaking old PCs running Windows XP that pose a problem, it's every piece of technology used in hospitals.



FIRST LOOK

Google Stadia stadia.dev

As we reported last issue, Google is preparing to enter the games market with Stadia, its new platform designed to take advantage of the next big leap in games: streaming. While Microsoft and Sony are said to be primed to offer full-scale games streaming on their next-generation consoles, and Nvidia's GeForce Now is testing cloud gaming for PCs, Google is making its pitch as the new home of gaming. The firm offered a hands-on demo at this year's Games Developer Conference.

Thankfully, the Stadia experience wasn't as bad as the name. Following on from its Project Stream experiment, when the web giant teamed up with developer Ubisoft to stream *Assassin's Creed*, Google



showcased the game once again in all its 1080p, 30fps glory on a Pixel Chromebook. The graphics were on a par with those of consoles, although distortion was noticeable in places.

The stream felt smooth and responsive, but gamers playing fast-paced shooters such as *Call of Duty*, where battles are won and lost over a nanosecond of lag, fear that the tech isn't quite ready yet. However, Google

states that this won't be an issue by the time the service launches.

As gamers rapidly shift to digital downloads, Stadia is offering an alternative – the ability to stream games to any device running the Chrome browser. That's a big deal when the biggest barrier to gaming is the need to buy an expensive console or gaming PC. It may also explain why Google has also been trialling Chrome on the Nintendo Switch.

However, streaming presents gamers with a fresh problem: they'll need a reliable internet connection with a minimum speed of 25Mbps – and that's probably a low estimate.

What we don't know is how much the service will cost. Will Google offer a Netflix-style subscription or a per-game rental fee? We'll find out when Stadia launches later this year.



WHAT'S THE RUMOUR


Will the new Edge be the best way to watch Netflix?

As Microsoft continues to refine its forthcoming Chromium-based Edge browser, users on the Windows 10 subreddit (www.reddit.com/r/Windows10) have found flags (the experimental settings in Chromium) in a leaked version indicating that Edge 2.0 will offer 4K Netflix streaming.

Edge is currently the only browser that can stream Netflix at such high quality, with other browsers managing a not-quite-full-HD 720p. Ever since Microsoft announced its decision to redesign the Edge browser around the Chromium engine, users have been wondering which features would make the jump from the old browser to the new one. Redditors believe that – in this case at least – they now have an answer (bit.ly/reddit473).

The two flags relate to PlayReady, a digital rights management (DRM) system that lets computers stream 4K videos. Enabling 'PlayReady DRM for Windows 10' and 'PlayReady Experimental HEVC Decoding' should, in theory, mean that the new Edge will definitely deliver Netflix in 4K. Having said that, you'll still need a powerful Intel Kaby Lake or Nvidia GeForce processor to stream video at such a high resolution.

Significantly, there's no sign of either flag in other Chromium-based browsers. Although Microsoft may remove the



feature (or other browsers might implement it) before launch, Edge looks set to become the best way to watch high-quality Netflix streams.

LIKELIHOOD RATING



'The best place to watch Netflix' is a strong boast for a revamped browser making its debut. For that reason alone, we'd be shocked if Microsoft dropped Netflix's 4K streaming capabilities. The current Edge's 4K offering sets it apart from Chrome and, as such, it would be more surprising if Microsoft *didn't* include the setting in its newest browser. Not only would existing users welcome it, but it would also be an enticing feature for users of rival browsers.

WEBOMETER

WE LIKE...

WhatsApp lets you refuse group chats

WhatsApp has added a long-requested feature that lets you stop other users adding you to group chats without your permission. To activate it, go to Settings, Account, Privacy, Groups and select Nobody, My Contacts or Everyone.



Birmingham commuters get 5G internet

Vodafone has installed its 5G technology at Birmingham New Street Station, making the travel hub the first UK train station to be connected to superfast mobile data and Vodafone the first mobile network to roll out 5G trials in the city.



WE DON'T LIKE...

D-Link routers under siege from hackers

A hacking campaign is targeting D-Link routers by hijacking DNS traffic and redirecting users away from legitimate sites and towards malicious clones. The attack works by injecting the IP addresses of rogue DNS servers into vulnerable routers.



Netflix drops support for Apple AirPlay

Netflix has stopped supporting the AirPlay feature that lets Apple users stream content from an iPhone or iPad to an Apple TV. The streaming service stated that "Airplay is no longer supported for use with Netflix due to technical limitations".



What's new on Kickstarter

Our favourite new project on the crowdfunding site

PiArm

bit.ly/pi473 | From £199

SB Components is no stranger to Raspberry Pi accessories (or to this page of *Web User*, for that matter). The company's latest creation is the PiArm, a robotics kit that you assemble to create a miniature version of those robotic arms used on car assembly lines. The arm's six-axis digital motors offer 360-degree rotation, and the full kit includes a touchscreen, speakers and a motion sensor. Once you've assembled the PiArm, you can program it with your Pi to detect, pick up and move objects. A £199 pledge gets you the basic kit, while £339 gets you the touch-screen version.




Stay Safe Online

News about the latest threats and advice from security experts

SECURITY ALERT! | What's been bothering us this fortnight

Encryption flaws found in popular HTTPS sites

An alarming number of the web's most popular HTTPS sites suffer from



TLS vulnerabilities, leaving them open to hackers, researchers say.

Transport Layer Security (TLS) is a defence that encrypts data between your browser and web servers to protect your personal information, passwords and search history. A padlock at the start of a web browser's address bar indicates that it's active. However, a surprising number of encrypted websites are leaving these connections exposed, according to researchers in Venice and Austria. The teams analysed the web's top 10,000 HTTPS sites, as ranked by Amazon's Alexa analytics company (www.alexa.com), and found that 5.5% had potentially


exploitable TLS vulnerabilities.

The cause was a combination of issues in how sites implemented TLS encryption schemes, as well as a failure to patch known bugs. The most troubling aspect of the flaws, however, is that the padlock still appears in the browser, giving users a false sense of security. "These are things that are not fixed and are not even noticed," said one researcher.

bit.ly/https473

Smart-home devices are "easy prey" for hackers

The number of malware threats affecting Internet of Things (IoT) devices more than doubled last year as smart-home appliances grew in popularity. Cybercriminals consider these devices "easy prey", because most of their exploits rely on poor security practices.



Despite detecting just five significant threats in 2017 and three in the previous year, researchers at F-Secure Labs spotted 19 new security risks targeting IoT devices in 2018, including the notorious VPNFilter. Most of the threats took advantage of weak or default credentials, unpatched software vulnerabilities or a combination of the two.

"The explosion of IoT devices in people's homes and offices is attracting attention from cybercriminals," the report said. "And thanks to the security problems commonly found in these devices, they present attackers with low-hanging fruit to pick."

Researchers said that routers, cameras and digital video recorders (DVRs) are among the most obvious targets for hackers. Embedded computers in washing machines and fridges are also increasingly vulnerable.

bit.ly/iot473

Security Helpdesk | Your questions answered by security specialists

THIS ISSUE'S EXPERT:
Leonid Grustniy,
Security Analyst at
Kaspersky
(www.kaspersky.co.uk)



Q Will Google Play's new restriction on app permissions (bit.ly/perm473) help combat Android malware?

James Elder, Facebook

A Google Play already prohibits apps from asking for access to calls and SMS messaging unless they

really need it. This restriction is set to become even tougher, and soon only apps for making calls and texting will be allowed to ask for these permissions. In reality, though, many apps need this access to implement useful functions, including account verification, backup, call syncing and spam blocking.

To avoid hurting legitimate developers and depriving users of invaluable tools, the current Google Play policy has exceptions allowing apps to request those coveted permissions from users in such cases. The downside is that cybercriminals can also circumvent the ban by integrating any whitelisted

function into their apps. Google Play is unlikely to succeed in banishing all apps that snoop on calls and SMS messages: malicious flashlight apps will simply be replaced by malicious spam-call blockers.

Google Play's new rule means that Android users will need to be especially vigilant in the near future. First, never download apps from suspicious sources. If an app isn't on Google Play, don't just download it from the

first site you see in your search results. Get it from the developer's website.

Only install software developed by reputable companies. Check which permissions the app wants, and don't give it extra rights, even if you're sure it isn't malware. Also protect your phone or tablet with a good antivirus app such as Kaspersky Security Cloud (bit.ly/cloud473). Its nose for malware is far more sensitive than yours.

THE WORLD'S FINEST GAMING PC's

AVAILABLE WITH **NEXT DAY DELIVERY**



CHILLBLAST FUSION GTX 1050 FAMILY / HOME OFFICE PC

- Intel Core i3-8100 Processor
- 8GB DDR4 2400MHz RAM
- NVIDIA GTX 1050 GPU
- 250GB M.2 SSD
- 1TB HDD
- 802.11n WiFi
- Windows 10 Home

Price: £779.99



CHILLBLAST FUSION RTX 2080 CUSTOM GAMING PC

- Intel Core i7-9700K Processor
- 16GB DDR4 2666MHz RAM
- NVIDIA RTX 2080 GPU
- 250GB M.2 SSD
- 2TB HDD
- 802.11n WiFi
- Windows 10 Home

Price: £1949.99

SAVE £30 on any NEXT DAY PC with code CA2702

Buy from www.chillblast.com with **FREE NEXT DAY DELIVERY** to UK mainland addresses

Call our sales team on: **01202 068 333**



The UK's Most Awarded PC Manufacturer
Winner of twenty four "best PC brand" awards!
Rated 'Excellent' on TrustPilot

Pictures are for illustration only. The promotional code is valid until 01-05-19.
Terms and conditions are on the website. All trademarks are acknowledged.
Prices are correct at time of going to press (13-02-19) E&OE.

★ Best New Websites

Site of the Fortnight

POLITICS

NEW

Peterloo

peterloo1819.co.uk

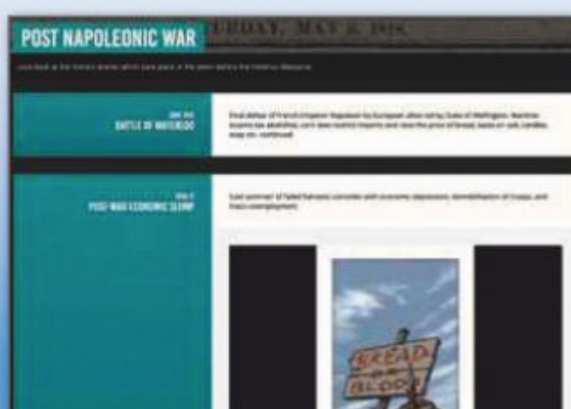
It's 200 years since the Peterloo Massacre, which claimed the lives of 18 people when cavalry charged into a crowd of protestors in Manchester. This beautiful website explains what happened and includes a 3D interactive tour that lets you mingle virtually with the protestors as the day evolves. You can read about the events as they took place while panning and zooming for a closer look. The tour really brings the day to life, while timelines put the events into a wider context. Social history buffs keen to learn more about this often-overlooked moment in the story of British democracy will love the site.

Our rating




ANIMATION

As well as guided and manual 3D interactive tours, the site offers a nine-minute animated documentary



TIMELINES

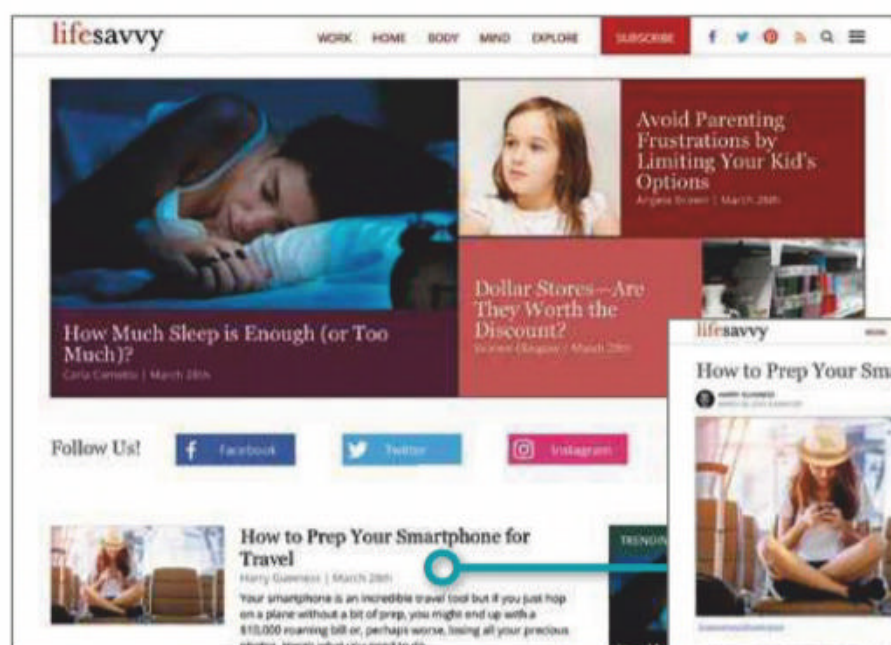
Read about the events that led up to Peterloo, as well as other global and political happenings



PETERLOO TIMELINE

Choose and explore three

Explore the Timelines to learn the day, causes and effects and



LIFESTYLE

LifeSavvy

www.lifesavvy.com

Created by the bods behind brilliant tech-tips site How-To Geek (www.howtogeek.com), LifeSavvy offers a wealth of advice on a wide range of everyday activities. It's the place to go if you need help cleaning your car's floor mats, choosing socks or learning how to store fresh herbs. Articles are sorted into sections for Work, Home, Body, Mind and Explore to help you find relevant guidance. You may need to use the search engine to find what you want, however, because navigation isn't one of this blog-like site's strong points. It's addictive, though, and if you keep coming back, or follow LifeSavvy on Twitter, you're sure to learn something new every day.

Our rating



RELAUNCH

TRANSPORT

My Train Journey

www.mytrainjourney.co.uk

Network Rail now deems a train 'late' if it arrives at its destination 60 seconds after it was due (down from five minutes), so this time-checking website makes for interesting reading. Enter departure and arrival stations, a time and a date or range of days, and the site retrieves information from Network Rail showing how many trains arrived within a minute. It also highlights those that arrived within 15 and 60 minutes, and calculates percentages for the number of trains arriving on time and a score for reliability. Will it help keep train companies on track? Only time will tell.

Our rating



We review this fortnight's best new and relaunched websites and rate them for content, design and features

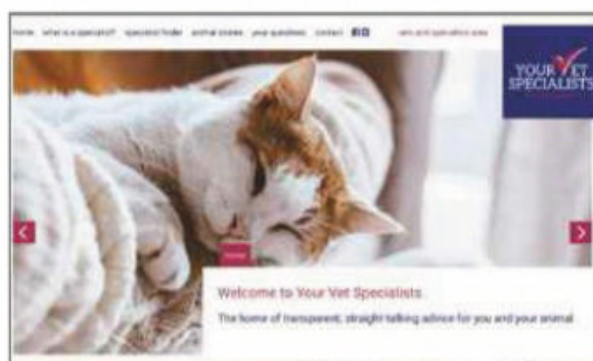



SOCIAL

Tweets posted with the hashtag #Peterloo2019 appear in a page on the website

EVENTS

Find details of various events commemorating the bicentenary of Peterloo this year



NEW


PETS

Your Vet Specialists

yourvetspecialist.org

Vet specialists are like consultant doctors for pets, and this site helps you find the one you need. It includes a useful FAQ and some lovely animal stories, although the search tool is buried in the navigation options, which isn't very helpful. Clicking Specialist Finder lets you select an animal, a specialism and a region, but you have to click Continue or press Enter after each option before finally hitting Submit, which is a pain. If you persevere, you'll see a list of vet specialists, with contact info and, in some cases, clinical profiles. It could be more consistent, but this site is barking up the right tree.

Our rating



RELAUNCH

RETAIL

Warren Evans

warrenevans.com

Mattress retailer Warren Evans collapsed in February last year but it wasn't laid to rest for long. Still run by the man who lends the company its name, it's back as an online-only store and its reawakening comes with a new-look website. Warren Evans no longer sells beds and furniture, but its mattresses are presented well, with descriptions, photos, videos and even annotated drawings that explain what's going on inside. All products are available as a 40-night free trial, and you have a further 40 days for returns. The checkout process is simple, and there's a helpful live-chat facility too.

Our rating



NEW

INTERNET

Killed By Google

killedbygoogle.com

It sounds like a Channel 5 documentary, but Killed by Google is a fascinating website that lists all the products the web giant has abandoned over the past 13 years. The further you scroll, the deeper you go down memory lane, as the names of defunct apps, services and devices pass before your eyes, along with brief descriptions of what they were and when they were killed off. Clicking a name takes you to a Wikipedia entry – or to an article about it if there's no Wiki page. There's also a search bar, which is sure to become even more useful as the number of entries grows.

Our rating



BACK ISSUES DISC 2018

NOW
AVAILABLE!



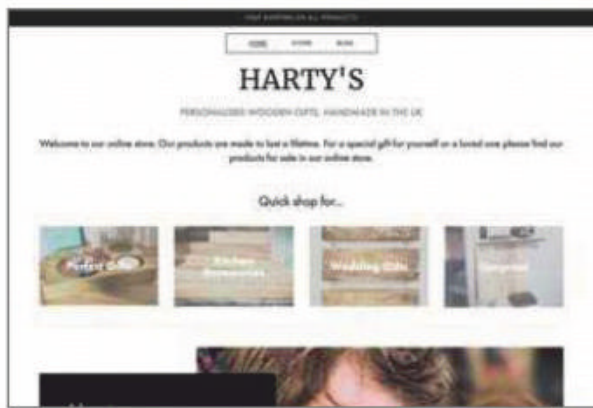
2018 Back Issues Disc

Our **2018 Back Issues Disc** containing all 26 issues from last year is now on sale from Amazon

For more information, visit bit.ly/wudisc18 or search for 'webuser disc' on Amazon

You can still buy our **2017 Back Issues Disc** from bit.ly/wudisc17





RELAUNCH

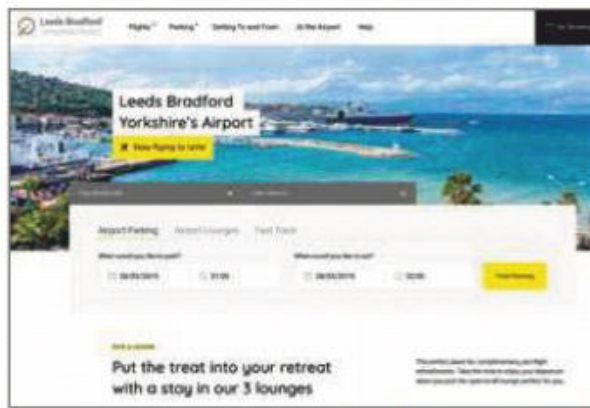
GIFTS

Harty's

hartys.co.uk

This family business produces 100% homemade wooden gifts, but despite the time and effort that undoubtedly goes into making each one, there's no shortage of choice. You can shop for general gifts, kitchen accessories, wedding items and 'upcycled' products, each showcased in a series of glossy images. Product pages offer further details and photos, although the images zoom in as soon as you move your mouse over them, which is rather annoying. The accompanying blog is great, however. The entries are long but they contain some lovely personal photos and interesting insights.

Our rating



RELAUNCH

TRAVEL

Leeds Bradford Airport

www.leedsbradfordairport.co.uk

We don't know how quickly you can get through Leeds Bradford Airport to catch a flight, but you'll certainly fly through its speedy website. Enhanced navigation makes light work of departure and arrival times. Parking, airport lounges and fast track passes are easy to book, too, and the designers promise these options will become even slicker very soon. We're glad to see that the focus is on the passengers, and that frivolous news and articles are given less priority. However, we think the guides to checking in, packing luggage and so on should be given greater prominence, and terminal maps could be easier to find.

Our rating



RELAUNCH

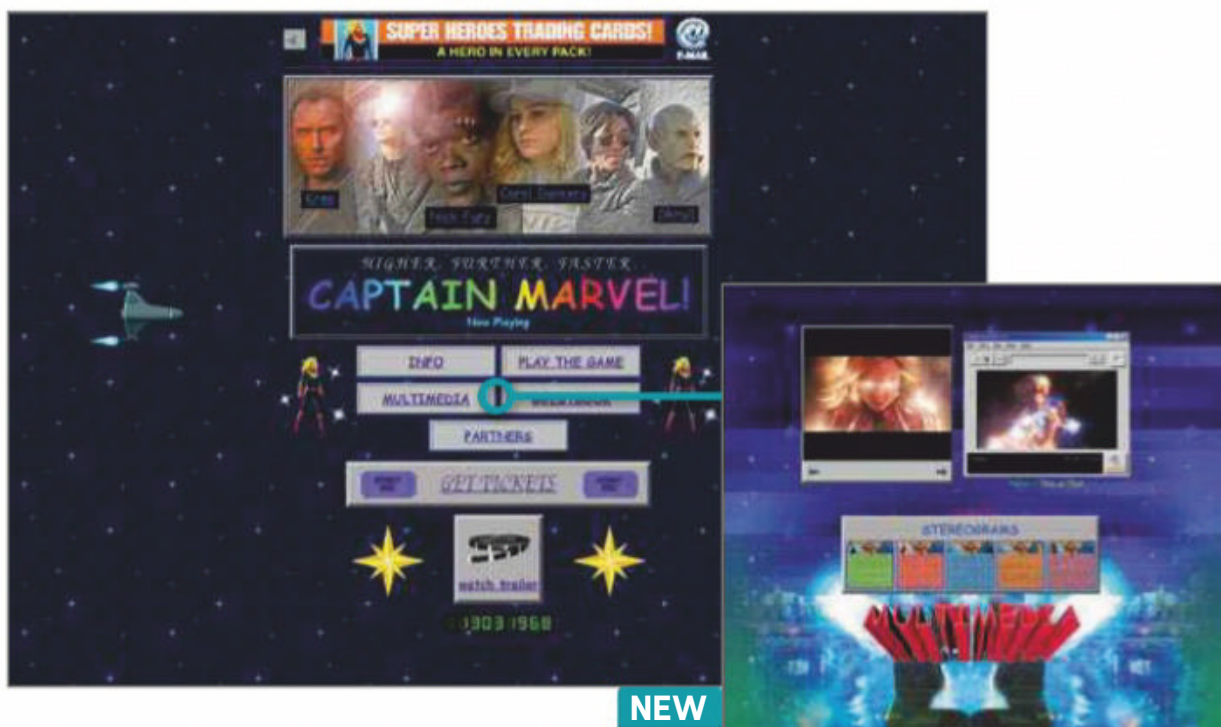
FARMING

Yorkshire Agricultural Society

yas.co.uk

Spring is a good time to breathe new life into a website, and that's exactly what the Yorkshire Agricultural Society has done. As well as adopting a new logo, it has replaced the uninspiring, pictureless offering of old with a modern site that explains clearly what the society does, while dishing out information for farmers, educators and anyone interested in attending agricultural shows and events. The latter two sections are particularly user-friendly, with descriptions, links and a colour-coded calendar for different types of event. The introductory video also gives the site a personable edge.

Our rating



NEW

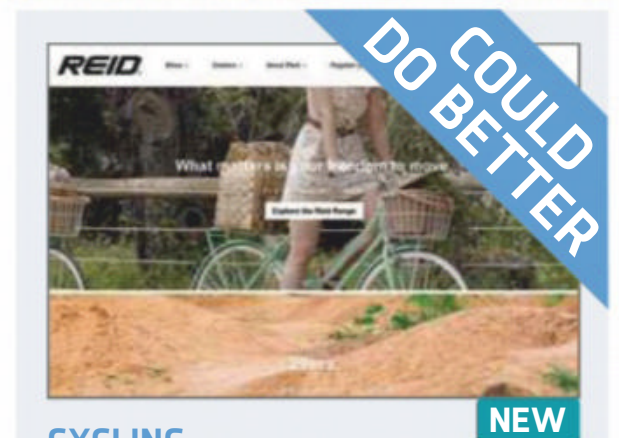
FILM

Captain Marvel

bit.ly/marvel473

There's no need to check the calendar – you haven't suddenly gone back to the 1990s. This website is a perfect, everything-but-the-kitchen-sink homage to the early websites from that decade, complete with garish GIFs, Comic Sans text, MIDI music and, of course, a view counter. Created to tie in with the recently released *Captain Marvel* movie, which is set in the Nineties, it's a slice of marketing genius that gives an overview of the film and lets you view artwork, pore over stills and videos, and strain your eyes on some Magic Eye stereograms (no, we can't tell what they are either). There's even a cheesy Flash-style game of Skrull or Human. It's simply marvellous.

Our rating



NEW

CYCLING

Reid Bikes

reidbikes.com

Reid Bikes is one of Australia's leading bicycle brands, and this relaunched website showcases its current range of bicycles, as well as previous models. Sadly, when you click 'View Bikes in My Country', it slams on the brakes, claiming that no bikes are available to buy in the UK. When we visited some of the listed dealers, however, we found that Reid bikes *are* available over here. Still, it's not a total loss, because there's a section that lets you download owner manuals and bike-assembly instructions, and a good history of Reid Bikes.

Our rating



Build a Better Site

Specialist tips, top tools and practical help

Top Tips of the Fortnight

Learn more about website security

Good security is as essential on your website as it is on your computer, but it's an area that site-builders often ignore, presuming that their web host will take care of it for them. Heart Internet (www.heartinternet.uk) has produced a free pamphlet that you can download from its website to help you understand the issues around security. It includes advice on how to clean your site if it gets hacked. Download it from bit.ly/heart473.



creating a selection of new blocks – the site-building tools that WordPress introduced in version 5. These provide quick ways to add useful pages to your website, including contact information, slideshows, video and forms. Find out more about the

new blocks at bit.ly/jetp473. We show you how to use one to build a simple form in our Mini Workshop, below.

Deal of the Fortnight

It's a good time to try Krystal (krystal.co.uk) because it's offering the first month of any Cloud Hosting plan for £1.20. The cheapest will renew for £4.79 in the second month.

Get new WordPress 5 blocks from Jetpack

Jetpack (jetpack.com), the free add-on for WordPress, has become even more useful by

Web-building Helpdesk

Q I had a free Wix website but I wanted to use my own domain name and remove the Wix branding, so I upgraded to a Premium plan (Connect Domain). Now I have my domain but the site still has Wix branding on it. What's gone wrong?

Phil French, via email

A Nothing's wrong. Wix doesn't remove its branding from your website until you upgrade to its second paid-for tier, Combo. This removes the ads, increases your storage from 500MB to 3GB and expands your bandwidth from 1GB to 2GB. We agree that it's a bit cheeky for Wix to display its own adverts on a site you're paying for, but sadly you're stuck with it unless you upgrade to the next tier.

Andy Shaw, Technical & Reviews Editor, Web User



MINI WORKSHOP | Add a form to your WordPress website

Jetpack: jetpack.com | 10 mins | Self-hosted WordPress website

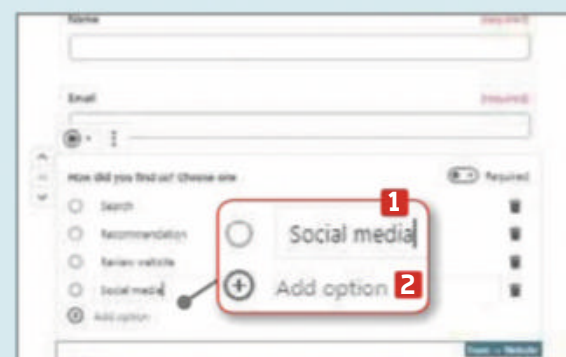
Forms are a good way of gathering invaluable information and feedback from visitors to your site. Jetpack's new Form block provides a quick and easy way to add one to your WordPress website



1 Create a new post and click the '+' button **1** to add a new block. Scroll down to the Jetpack options and click to open them, then click the Form button. **2** When visitors fill in your form, the block will email their responses to you, so enter the email address and subject heading you want to use, then click 'Add form'.




2 The form opens with a default selection of fields added. Each field is a block within the Form block, so you can click one, then click the menu button **1** to remove it or add more field blocks. **2** Edit the text by clicking it and typing. Activate the Required switch **3** to mark it as an essential field that the user has to fill in.



3 When adding a new block, you can choose which type of element to add – from text boxes to various multiple-choice options. For example, to add radio buttons where visitors choose from a list of options, select Radio from the menu and type the option's name into the box, **1** then click 'Add option' **2** to add more.

AOC



X24P1 24"

Experience
great resolution
in style



buyer.com amazon Insight.

eu.aoc.com



What To Watch Online

Pick of the fortnight

NETFLIX

See Uma Thurman's Netflix transplant chiller *Chambers*

From 26 April

Uma Thurman is the latest of our favourite 1990s film ingénues to swap the big screen for a Netflix "mom" role, following in the footsteps of Sandra Bullock, Winona Ryder and Gillian Anderson. But like her fellow thespians, Thurman – who cut a rug with John Travolta in *Pulp Fiction* and cut everything in sight in *Kill Bill* – hasn't signed up for any old rubbish. Netflix Original series *Chambers* is a clever tale that explores age-old myths about the life of donor organs. The 10-part supernatural thriller follows 17-year-old heart transplant survivor Sasha (newcomer Sivan Alyra Rose), who becomes obsessed with the accidental death of Becky, her donor. Thurman plays the mother of the dead girl, whose personality traits mysteriously start turning up in Sasha.

There's no trailer for *Chambers* at the time of writing, but you can find details on Netflix at bit.ly/chambers473. All 10 episodes arrive on 26 April. In the meantime, you can get your supernatural donor-organ fix from a host of films, including 1924 silent movie *The Hands of Orlac* (watch it for free at bit.ly/orlac473) and 1991 horror *Body Parts* (Amazon rental: bit.ly/body473).



Now Watch star-studded animation *Moominvalley*

From 22 April

This Finnish-British production started life in 2017 as an Indiegogo crowdfunding campaign by a small Scandinavian animation team (bit.ly/moomingogo473). The source material, by Finnish writer-illustrator Tove Jansson, is so well-loved, however, that soon every British actor wanted to be part of the project.

As a result, the cast of this innovative 2D/3D animation is, frankly, ridiculous. TV comedy regulars Richard Ayoade,

Matt Lucas and Matt Berry take lead roles, while Kate Winslet, Jennifer Saunders, Alison Steadman, Warwick Davis and others provide backup. Moomintroll himself is played by Taron Egerton – who will soon appear as Elton John in the *Rocketman* biopic.

Moominvalley's 13 episodes arrive weekly on Now TV via Sky One (get an Entertainment Pass at bit.ly/nowent473). Watch the gorgeous trailer at bit.ly/moominvalley473, and explore Jansson's world at www.moomin.com.



N Meet Someone Great in Netflix's new film

From 19 April

Aspiring music writer Hannah (Rosario Dawson, aka Marvel's Claire Temple) and her 20-something friends cope with life and love in New York City in this funny, sassy new Netflix Original film from the executive producers of *Bridesmaids*.

The official trailer for *Someone Great* (bit.ly/someone473) hints at a much more realistic and diverse depiction of the Big Apple

than *Sex and the City*, and the characters seem more likeable. That said, if you're appalled by the idea of watching drunk gals bond over dropping their phones down the loo, this probably isn't for you.




Amazon Welcome back LA detective *Bosch* for Season 5

From 19 April

Based on the mega-bestselling novels by Michael Connelly, Amazon's hit show is back for a fifth season starring Titus Welliver (*Argo*) as Harry Bosch, Hollywood homicide detective and relentless pursuer of well-connected crims. Bosch has a troubled past, like all

We reveal what's new on Netflix, BBC iPlayer, Amazon Prime Video and other streaming services



TV detectives, but the show mostly manages to rise above cliché to explore topical controversies with wit and grit.

Season 5 sees Bosch under suspicion for planting evidence, and in perilous pursuit of an opioid pill gang. All 10

episodes will join Seasons 1-4 on Amazon Prime Video on 19 April at bit.ly/bosch473. Watch the new season's trailer at bit.ly/boschtrail473.

Bid bon voyage to Jamestown From 26 April

Sky One's New World bodice-ripper never quite matched the critical success of its stablemate *Downton Abbey*, so this third series will be its last. That's a shame, because if you ignore the historical inaccuracies it's good soapy fun, and Jason Flemyng is in great form




Now TV lets you stream to more devices

Now TV customers can stream and download content on up to six different devices, including laptops, tablets and smartphones, after owner Sky raised the limit from the previous four.

Sky quietly unveiled the change without fanfare in March, simply adjusting online documentation such as Now TV's help pages (bit.ly/nowdevices473).

The changes mean that Now TV users can install the app on six devices and use them all to stream and download films, sport and TV programmes, depending on which Passes they buy. They can also make three changes to registered devices each month.

Sky TV customers can also use its Sky Go app to register up to six devices. However subscribers can still only watch one or two streams at a time, depending on their package (bit.ly/skygo473).



as a power-crazed British settler in 17th-century America.

Eight new episodes air weekly on Sky One, and you can stream them live and on-demand via Now TV, along with the first two series – which are not due to expire until 2023 (bit.ly/nowjames473). Watch the latest official trailer at bit.ly/jamestown473.

Binge on Asian Street Food

From 26 April

The creators of Netflix's fly-on-the-kitchen-wall show *Chef's Table* (bit.ly/chefs473) have taken to the streets to profile the world's best street food creators. The first season focuses on



the outdoor cafés of Asia, including one stall run by Michelin star-winning Bangkok street chef Jay Fai (pictured). There's no trailer yet, but you can add the programme to your list on Netflix, where all nine episodes will arrive on 26 April at bit.ly/streetfood473.

In case you missed it...

Control the fate of Bear Grylls in *You vs Wild*, Netflix's second interactive show after *Black Mirror: Bandersnatch*. This time, you must make choices to help the notorious wildlife-



barbequer complete missions in the planet's toughest environments. Tell him what to do at bit.ly/wild473.

Two more Netflix Originals that are worth

watching are *Quicksand*, a new Scandi noir murder mystery series from *The Bridge* writer Camilla Ahlgren (bit.ly/quicksand473), and *Unicorn Store*, a fantasy film directed by *Avengers* actress Brie Larson and starring Samuel L Jackson and Joan Cusack (bit.ly/unicorn473).

The BBC's *Doctor Foster* is finally available in full on Netflix, now that Season 2

has joined Season 1 at bit.ly/foster473, 18 months after it aired on BBC One. Read up on the characters at the BBC website, bit.ly/fosterbbc473.

Meanwhile on All 4, Minnie Driver (*Grosse Pointe Blank*) is back for a second series of E4's smart, sensitive sitcom *Speechless*, which casts Driver as mum to a teen with special needs. Stream new episodes weekly at bit.ly/speechless473.

Group Test

We test and compare the latest products

Backup software

It's essential that you keep a backup of your important files to protect them against loss, theft and corruption. We've tested 12 different backup tools to help you choose which is best for you

We love PCs, but over the years we've had to come to terms with the fact that they go wrong now and then. To ensure those little wobbles don't turn into downright disasters, it's essential that you back up your data regularly. With so many options available, though, it's hard to choose which type of tool to use, let alone which product.

To make this choice easier for you we tested 12 tools, from free software that saves your data on an external hard drive to subscription services that protect your files in the cloud. We compare the results here to help you choose the best option.

HOW WE TESTED

We tested each tool by exploring its interface and features, looking for ease of use and a good range of options. Where cloud storage is included, we tested how long the tool took to perform a backup using a standard set of files (one large 550MB file, and 200 smaller files totalling 550MB). We also took value for money into account to arrive at our overall score out of five.

Acronis True Image 2019 | **£34.99 for one PC without cloud backup or £34.99 per year for 250GB online storage** | bit.ly/acro473

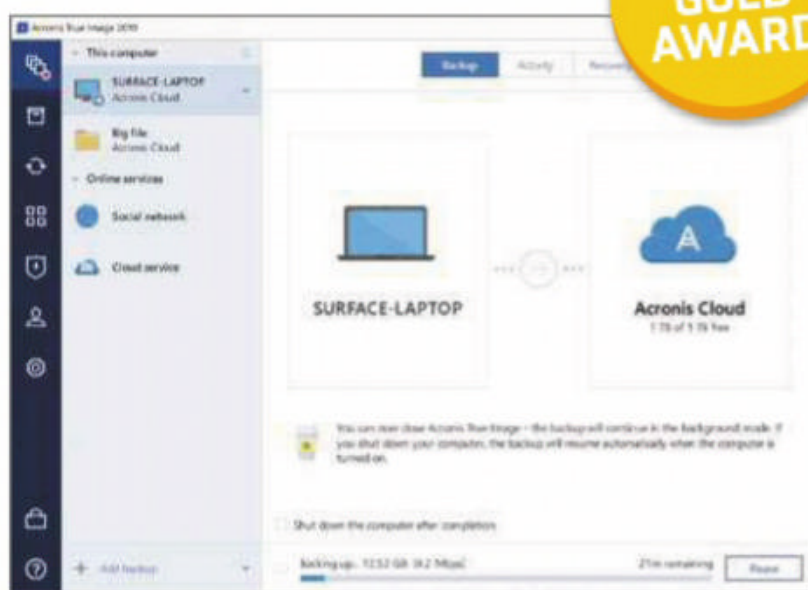
FEATURES ★★★★★ PERFORMANCE ★★★★★☆ EASE OF USE ★★★★★ VALUE FOR MONEY ★★★★★☆

Acronis True Image has been backing up PCs since 2002, but this latest version is the most versatile yet, with a strong lineup of truly distinctive features.

It comes in two formats: the standalone Standard package, which you can buy outright for £34.99, and the cloud-enabled Advanced and Premium subscription plans, which include 250GB and 1TB of cloud storage respectively and cost from £34.99 per year. You can't add Acronis's cloud storage to the standard package, which is a shame, although you can use other cloud storage services if they're compatible.

Online backups were fast enough, if not the fastest we tested. Using the default US-based data centre, the tool backed up our large 550MB data file in 24 minutes and 27 seconds. Switching to a centre in France knocked only a couple of minutes off that time. True Image backed up small files at almost exactly the same rate, taking 22 minutes and 56 seconds.

Despite lacking cloud backup, the standalone edition still has plenty of options. You can store backups wherever you like, protect them with encryption or use the Secure Zone tool to create an encrypted partition on your hard drive. You can create any number of separate backups in



different places according to varying schedules, or trigger any backup at the click of a button.

To protect the files and folders you use every day, you can configure a single job to run non-stop, backing up files whenever they change (up to once every five minutes). The system keeps daily file versions for the first 30 days, then weekly on local backups or monthly on cloud backups. This makes the cloud backup option feel a little bit tacked on, as if it isn't being taken entirely seriously. Why not make the cloud option as comprehensive as local backups on an external hard drive?

VERDICT ★★★★★

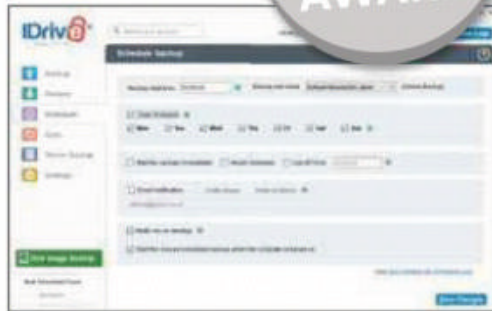
Acronis True Image does everything: from cloud storage to disaster recovery, it has it all. It isn't cheap (although you get a slight discount if you protect multiple computers) and is particularly pricey if you want to keep your files backed up online. However, the Standard version is so flexible and easy to control that we think it's worth it for such a comprehensive tool that covers all your backup needs.

IDrive | Free for 5GB, \$69.50 (around £53) per year for 2TB | www.idrive.comFEATURES ★★★★★ PERFORMANCE ★★★★★
EASE OF USE ★★★★★ VALUE FOR MONEY ★★★★★WebUser
SILVER
AWARD

IDrive offers 5GB of cloud storage for free, which is plenty if you only want to back up essential files. Although syncing services such as Google Drive offer more space for free, IDrive's specific focus on

backing up makes it more suitable for important files. If you need more space, you can buy 2TB for \$69.50 (around £53) per year – a reasonable price for the peace of mind.

While it doesn't offer unlimited backups like Carbonite, IDrive is flexible in other ways: you can install it on as many devices as you like, and it provides a local backup that you can use for anything that won't fit in the cloud. It also keeps up to 30 versions of files but doesn't count them as taking up space in the backup. Like Google Drive, IDrive lets you sync your files across multiple devices. However, it was one of the slowest services in our tests when saving to the cloud.

**VERDICT**

★★★★★

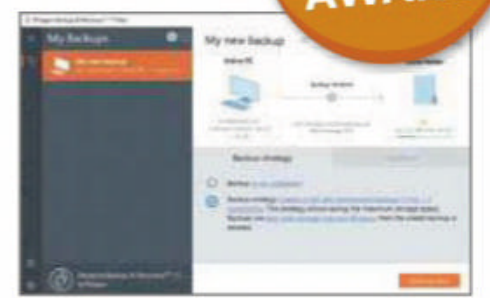
With enough space to back up your most important files for free and the option to configure a local backup for everything else, IDrive is a compelling option. The upgrade price is reasonable if you want to put more files in the cloud.

Paragon Backup & Recovery Free | Free bit.ly/para473FEATURES ★★★★★ PERFORMANCE ★★★★★
EASE OF USE ★★★★★ VALUE FOR MONEY ★★★★★WebUser
BRONZE
AWARD

This free software can back up complete hard-drive images or individual files and folders. It doesn't offer cloud storage but you can use other cloud services, provided you can assign them a drive letter.

The software can back up as regularly as every hour, making incremental backups (where it saves only changes to files) or full backups, as you prefer. You can choose various compression levels to save space and even encrypt your backups if you want to make absolutely sure they're secure. If you're storing your backup on several discs such as DVDs, for example, you can specify how the software splits your backup into sections.

Finally, Paragon's recovery media builder lets you create an ISO file or a bootable USB memory stick, which you can use to rescue all your data, even if your PC is otherwise beyond recovery.

**VERDICT**

★★★★★

This backup tool is surprisingly powerful for free software, and there's a good chance it does everything you need. It doesn't have its own cloud storage but can help you back up to other cloud services if they're compatible.

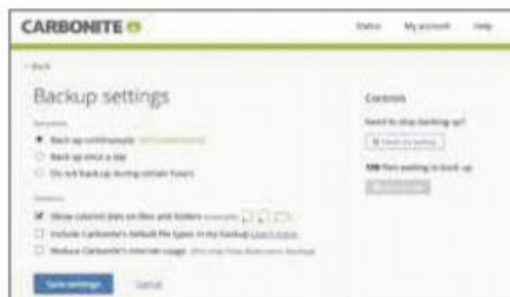
Carbonite Safe Backup | \$6 (around £4.54) per month | www.carbonite.comFEATURES ★★★★★ PERFORMANCE ★★★★★
EASE OF USE ★★★★★ VALUE FOR MONEY ★★★★★

Carbonite was the first online storage service to offer unlimited backups, and it still does. The interface isn't particularly dynamic, with just one window to configure the settings and browse your backups. By default, Carbonite backs up all your personal files, but you can add others or start from scratch.

The files and folders you include in your backup have either a green dot (backed up) or a yellow dot (waiting to back up) next to them, so it's easy to see what has been backed up and what hasn't.

The tool was quick in our tests, backing up our 550MB of small files in 22 minutes and 19 seconds, and taking 26 seconds less for the single 550MB file. It also downloaded files quickly. Retrieving specific files is easy because you can search by name rather than having to browse for them.

What Carbonite can't do is make a full image of your hard drive, but your data should still be safe in the cloud.

**VERDICT**

★★★★★

The original no-quota, no-worries backup service is still one of our favourites, although it doesn't offer the range of tools that rival services have.

BEST OF THE REST

Three other products received four stars in our tests. **Genie Timeline Home 10** (£30.28 | bit.ly/gen473 | ★★★★★) is a local backup tool that makes full backups automatically and saves version histories of files, but it doesn't let you do much configuration.

Livedrive Backup Personal (£5 per month | www.livedrive.com | ★★★★★) is another unlimited online service like Carbonite, though we prefer Carbonite's set-and-forget user interface.

O&O DiskImage Professional 14 (£35.99 | bit.ly/oo473 | ★★★★★) is aimed at people who want to make complete backups of their hard drives, and works like an advanced version of System Restore.

ALSO TESTED:

Backblaze Personal | £3.78 per month
www.backblaze.com | ★★★★★

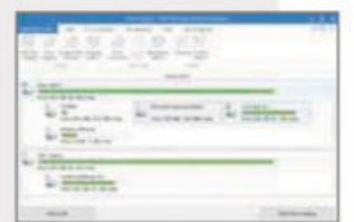
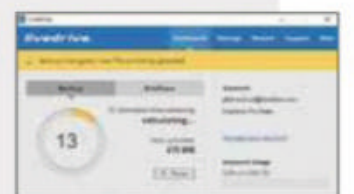
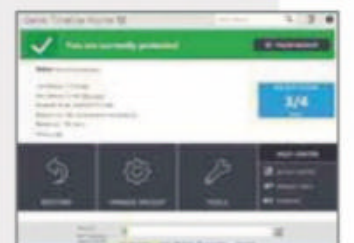
Google Backup and Sync | Free
bit.ly/goobs473 | ★★★★★


Macrium Reflect 7.2 Home | £47.95
bit.ly/mac473 | ★★★★★

NTI Backup Now Pro | £22.66

bit.ly/ntibn473 | ★★★★★

SpiderOak One Backup | £4.53 per month
bit.ly/soo473 | ★★★★★





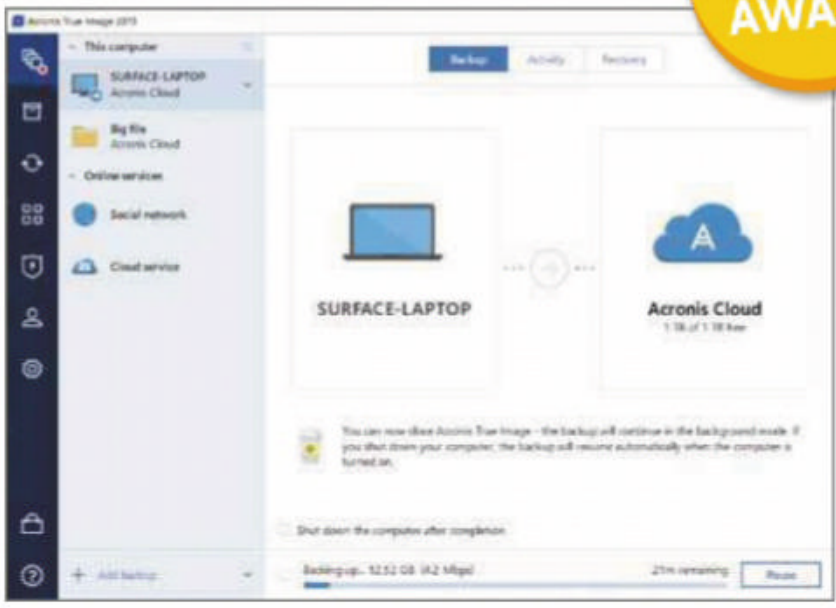
	Acronis True Image 2019	IDrive	Paragon Backup & Recovery Free	Carbonite Safe Backup
WEBSITE	bit.ly/acro473	www.idrive.com	bit.ly/para473	www.carbonite.com
PRICE	£35	Free	Free	£4.54 per month
PLATFORMS SUPPORTED	Windows, macOS, Android, iOS	Windows, macOS, Linux, Android, iOS	Windows	Windows
COMPUTERS COVERED	1	Unlimited	1	1
CLOUD STORAGE	✗	5GB	✗	Unlimited
LOCAL BACKUP	✓	✓	✓	✗
DISC IMAGE BACKUP	✓	✓	✓	✗
RESTORE FROM THE WEB	✓	✓	✗	✗
CREATE DISASTER RECOVERY	✓	✓	✓	✗
MAXIMUM ENCRYPTION	AES-256	AES-256	AES-256	AES-128
BACKUP SCHEDULE	Continuous, daily, weekly, monthly	Continuous, hourly, daily, weekly	Hourly, daily, weekly, monthly, on event	Continuous, daily
MULTIPLE BACKUP SETS	✓	1 x cloud, 1 x local	✓	✗
FILE VERSION	✗	30 versions	User defined	Three months

OUR VERDICT

Acronis True Image won our Gold Award because it's a fully featured product that does everything, from local backups to cloud storage. If you want complete peace of mind and lots of options, it makes sense to tie everything together in a single comprehensive service.

You may find that cloud backup alone is enough, however, especially if you only want to store key files. If you can keep your backup to less than 5GB, IDrive's free service is a great choice and impressed us enough to win our Silver Award. For those who want unlimited storage space, Carbonite is a better option and very reasonable for the price.

Our Bronze Award goes to Paragon Backup & Recovery Free. It's a phenomenal choice if you want a free tool for local backups. You can even use it to save some of your files online, provided you can assign a drive letter to your cloud storage. ■



PHILIPS

Monitors

Vivid, true-to-life colours
in an elegant design

276E7QDSW

innovation ✨ you



amazon



ebuyer.com



Web User's Best Buys

Web User and its sister titles test over 2,500 products every year

HARDWARE

SMARTPHONE

Moto G7 Power

£179.99 from bit.ly/pow472

Tested: Issue 472

Battery life is at the heart of what we love and hate about our phones, and the Moto G7 Power lasted an incredible 26 hours and 22 minutes in our tests. Its specs and price are also great.

KEY SPECS

Octa-core 1.8GHz processor ■ 64GB storage ■ 4GB RAM ■ 6.2in, 720 x 1,570-pixel screen ■ 12-megapixel rear camera, 8-megapixel front camera ■ 5,000mAh battery ■ 159.4 x 76 x 9.3mm ■ 193g ■ One-year return-to-base warranty



WI-FI EXTENDER

Netgear Nighthawk X6S

£145.99 from bit.ly/ngx6s471

Tested: Issue 471

The Nighthawk X6S's unbeatable combination of high speed and top-end features makes it the best Wi-Fi extender available. It's big and boxy, but its performance gives mesh-router systems a run for their money.

KEY SPECS

Works with 2.4GHz and 5GHz networks ■ 4 x Gigabit Ethernet ports ■ Access control ■ Wi-Fi schedule ■ WPS button ■ 277 x 170 x 93mm ■ Two-year warranty



SECURITY CAMERA

Blink XT

£149.99 from bit.ly/blink470

Tested: Issue 470

The Blink XT can be positioned anywhere in your home, indoors or out, and includes a lifetime subscription to its cloud-storage service. You get a couple of years' use out of the camera before you need to replace the batteries.

KEY SPECS

HD Video ■ Motion and temperature sensors ■ Built-in microphone ■ Camera mount included ■ Weatherproof ■ Infrared night vision ■ Wi-Fi connectivity ■ Instant alerts to your phone ■ Two years of battery life



LAPTOP SSD

Samsung 970 Evo

£75.51 from bit.ly/sevo469

Tested: Issue 469

The Samsung 970 Evo is a smart, affordable choice for anyone looking to get better performance from their laptop. It's very fast, with excellent file-transfer speeds, and there are higher capacity versions with up to 2TB of storage.

KEY SPECS

256GB capacity ■ 3,600MB/s maximum speed ■ M.2 PCIe Gen 3 x 4 interface ■ Samsung Phoenix 5-core processor ■ Samsung V-NAND 3-bit MLC flash memory ■ 22 x 80 x 2.38mm ■ Five-year warranty



MINI PC

Lenovo IdeaCentre 620s

£479 from bit.ly/lenovo467

Tested: Issue 467

This compact PC crams in more power for entertainment, work and gaming than you might think, and includes decent graphics performance at an affordable price.

KEY SPECS

Quad-core 2.4GHz Intel Core i5-7400T processor ■ 1TB hard drive ■ 8GB memory ■ 4 x USB 2 ports ■ 802.11ac Wi-Fi ■ 4GB Nvidia GeForce graphics adapter ■ Windows 10 Home ■ 224 x 212 x 102mm ■ One-year return-to-base warranty



SMART SPEAKER

Google Home Hub

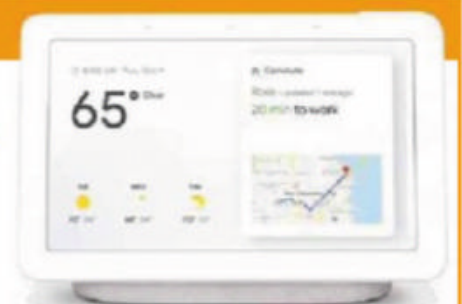
£139 from bit.ly/homehub463

Tested: Issue 463

Its low price, seamless integration with Google services and ability to double as a digital photo frame make the Google Home Hub the best smart screen we've seen.

KEY SPECS

7in LCD touch screen ■ 1,024 x 600-pixels resolution ■ Dual-band 802.11b/g/n/ac ■ Bluetooth 5.0 ■ 178 x 118 x 67mm ■ 480g ■ Choice of Aqua, Chalk, Charcoal or Sand ■ One-year return-to-base warranty



SOFTWARE & SERVICES

BACKUP SOFTWARE

Acronis True Image 2019

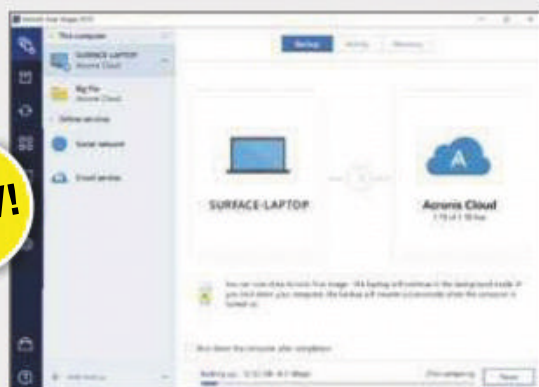
£35 from

bit.ly/acro473

Tested: Issue 473

Acronis True Image is a versatile backup tool that can do everything from cloud storage to disaster recovery. It isn't cheap compared with rival software, but it's flexible and simple to control, reasonably fast and should cover all your backing-up needs.

NEW!



KEY FEATURES

Windows, macOS, Android, iOS ■ Local backup ■ Disc-image backup ■ Restore from the web ■ Create disaster recovery ■ AES-256 encryption ■ Continuous, daily, weekly or monthly backups ■ Multiple backup sets

PHOTO-EDITING SOFTWARE

DxO PhotoLab

£99 from

bit.ly/dxo455

Tested: Issue 455

If you're put off by Adobe's subscription costs, DxO PhotoLab is the best alternative for managing and editing your photos. Its interface is streamlined and elegant, and the editing and image quality are exceptional. It's also very simple to use and comes with lots of sophisticated tools.



KEY FEATURES

RAW conversion ■ High quality noise reduction ■ Optical corrections ■ Red-eye correction ■ Advanced light and colour ■ Batch processing ■ Selective tone ■ Full-screen mode ■ Spot-weighted mode

Web User Gold Award winners

FILE-EXPLORER ALTERNATIVE

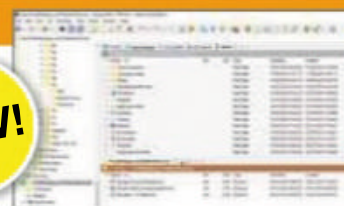
XYplorer Free

Free from bit.ly/xypl472

Tested: Issue 472

Fast and effective, XYplorer Free does everything we wish Windows' built-in File Explorer could do. Its excellent tabbed interface makes managing your files impressively easy.

NEW!




FILE-TRANSFER SERVICE

Smash

Free from fromsmash.com

Tested: Issue 471

Unlike other services for sharing large files, Smash places no limit on the size of files you can send. Its free version has a few restrictions, but we love its speedy simplicity.



PRIVATE-MESSAGING APP

Signal

Free from signal.org

Tested: Issue 470

Signal is a near-perfect private-messaging tool. It does everything WhatsApp can do, along with some useful and unique extras.



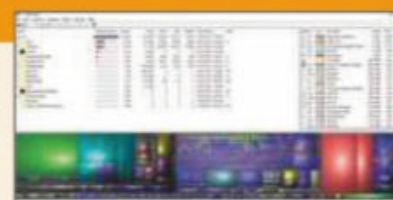
DRIVE-SPACE ANALYSER

WinDirStat

Free from windirstat.net

Tested: Issue 469

WinDirStat delivers comprehensive analysis of your hard drive and makes it easy to take action against space-hogging files.



DUPLICATE CLEANER

Duplicate Cleaner Free

Free from bit.ly/dc468

Tested: Issue 468

This tool's streamlined design and rapid performance make clearing out the duplicate files from your PC a breeze.



WEB USER

BACK ISSUES DISCS

Search for 'webuser disc' on Amazon

EVERY ISSUE FROM
2014 TO 2018



Best Free Software

PHOTO EDITOR

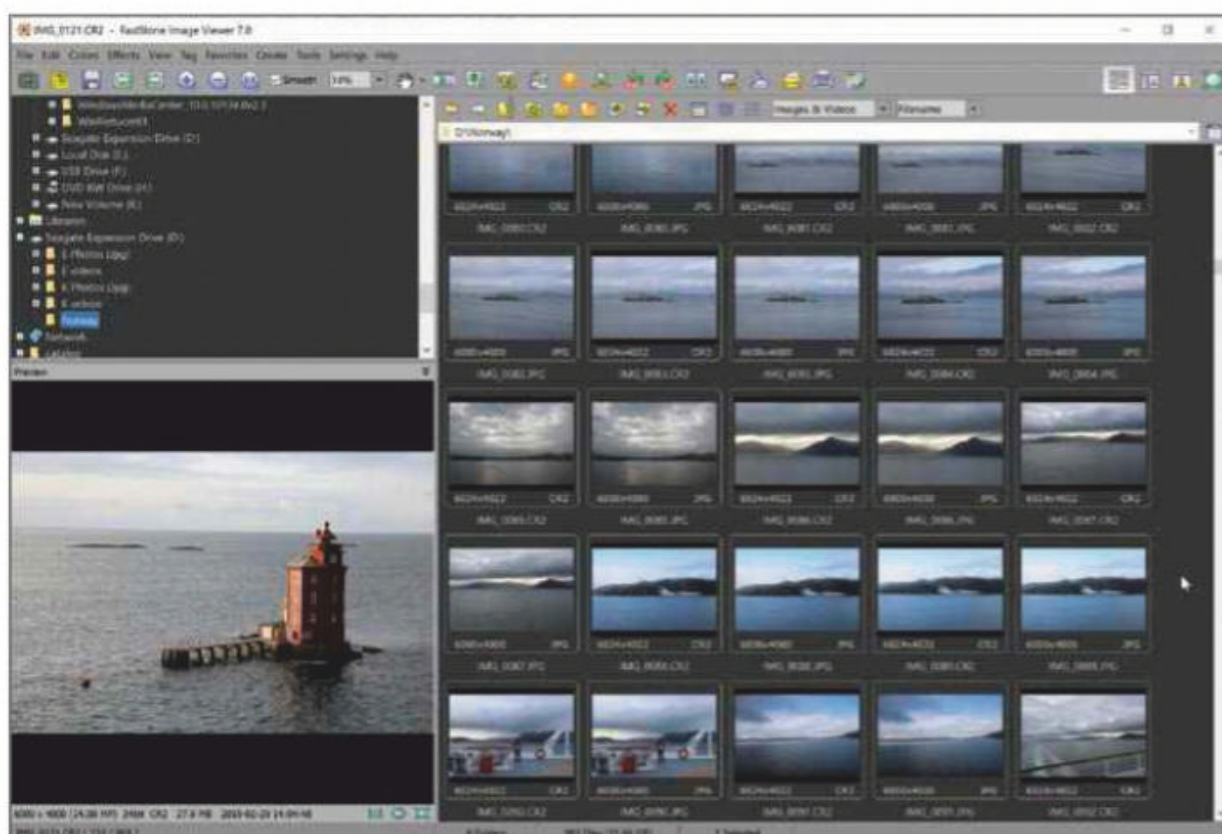
FastStone Image Viewer 7

www.faststone.org

Min requirements: Windows 7/8.1/10

File size: 6.7MB

Despite its name, FastStone Image Viewer is much more than just a photo browser. You can use it to perform all manner of tasks, such as editing, batch converting or renaming selected images, rotating JPEGs without reducing their image quality, stripping out metadata, comparing images, removing redeye, watching videos, annotating your pictures, putting together a musical slideshow, and much more besides. FastStone Image Viewer supports all the major graphics formats, including animated GIFs, and can even open RAW photo files from a wide range of digital cameras and software. The interface looks a little dated, but the



vast array of features on offer more than makes up for that.

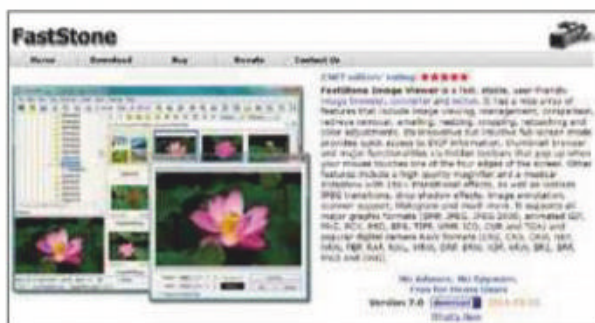
This new version is a major update and adds several useful extras, including support for monitor colour profiles. You can enable this on the Colour Management System (CMS) tab under Settings. Just tick the option 'Auto-detect and use monitor colour profile'.

The program now lets you use different skins for dual instances, so if you have the program open twice for two different tasks, you could have a

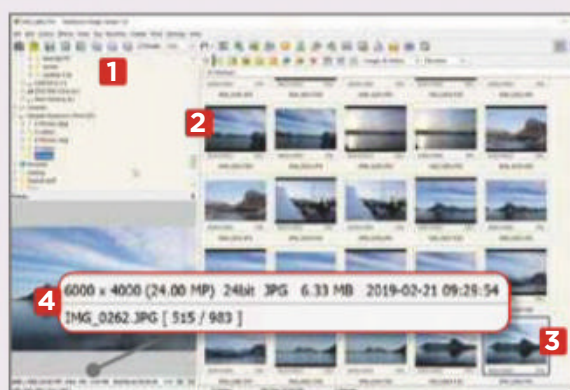
bright skin for one instance and a dark skin for the other. Compatibility with various scanners has also improved.

As well as all the new features, this release of FastStone Image Viewer makes some minor improvements and fixes various bugs, including a vulnerability that could cause the program to crash when handling corrupt or malware-infected images.

You also have the choice of installing the software on your computer or using the portable version.



MINI WORKSHOP | View and edit photos with FastStone Image Viewer



1 When using the image viewer, you browse your drives and folders on the left, **1** then view the thumbnails of photos on the right. **2** Select an image to preview it. **3** Hover your mouse over a thumbnail to see when the photo was taken and other details such as its resolution and format. **4**

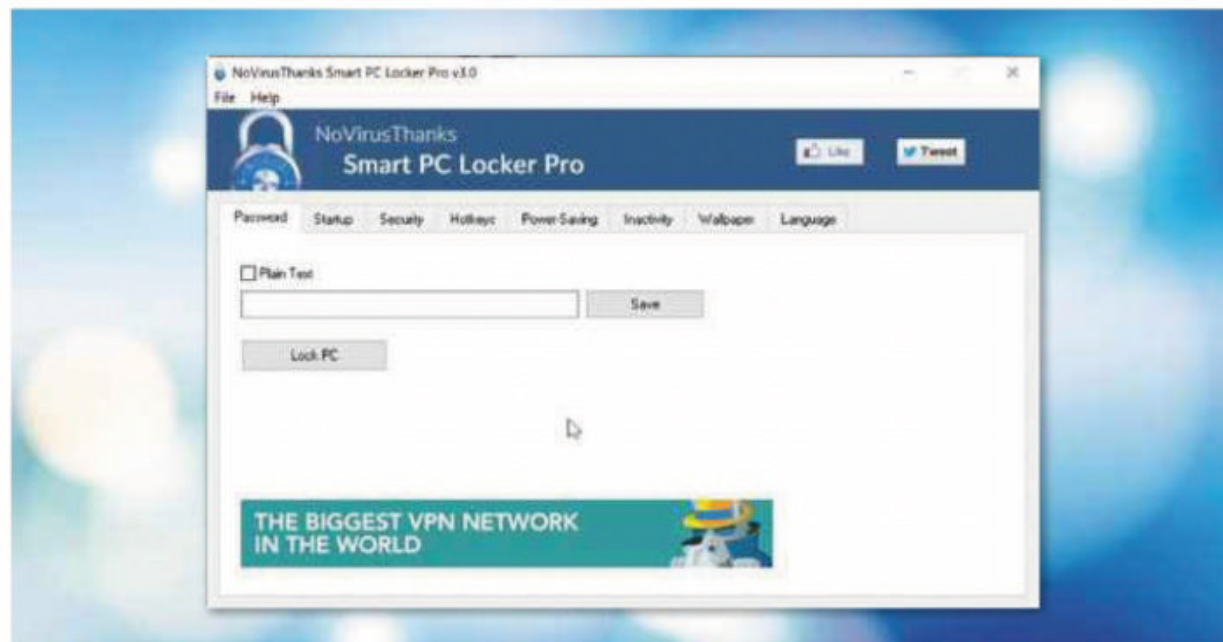


2 Double-click a thumbnail or image preview to open the picture in full screen. Various menus are hidden at the screen's edges. Move your mouse to the top to reveal a film strip. **1** Move it to the right to see the file and attributes menu **2** and to the left to show the editing menu. **3** The navigator is at the bottom of the screen. **4**



3 The Adjust Colours menu lets you play with the Brightness, Contrast and Gamma settings, **1** and adjust the Red, Green and Blue values. **2** You can also tweak the Hue and Saturation. **3** Holding down this button **4** lets you compare the version you're working on with the original, or you can view the two side by side. **5**

This fortnight's top new software downloads to help you make the most of your PC, and they're all FREE



SYSTEM TOOL

NoVirusThanks Smart PC Locker Pro 3

bit.ly/locker473

Min requirements: Windows 7/8.1/10 **File size:** 2.6MB

This lightweight tool lets you lock your PC temporarily to prevent unauthorised access. You can set it to kick in after a specified period of inactivity, or activate it using the system tray icon or a hotkey of your choice. The software disables Windows Task Manager, WinKeys and your CD or DVD drives, and even runs in Safe Mode. It can also record unsuccessful login attempts. This version of Smart PC Locker Pro fixes a number of bugs and improves performance.

New Windows 10 App

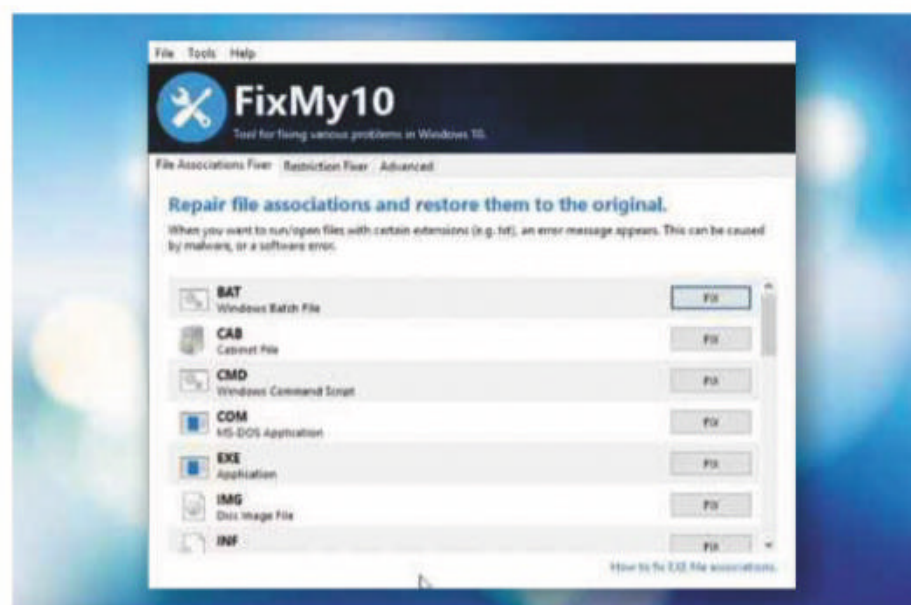
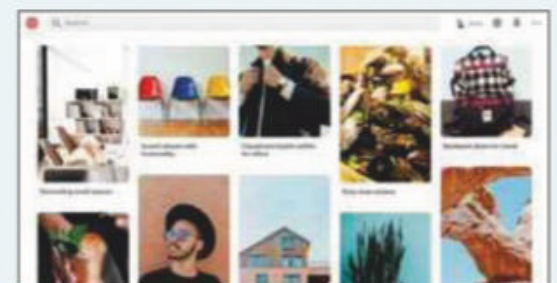
Pinterest

bit.ly/pint473

Min requirements: Windows 10

File size: 840KB

Pinterest users will be pleased to hear that an official app for the picture-based social network is now available for Windows 10. The new tool is what's known as a Progressive Web Application (PWA), which means it's not much different from the web version – it doesn't support Windows features such as Live Tiles or Jump Lists, for example. You'll need a Pinterest account to use the app.



SYSTEM TOOL

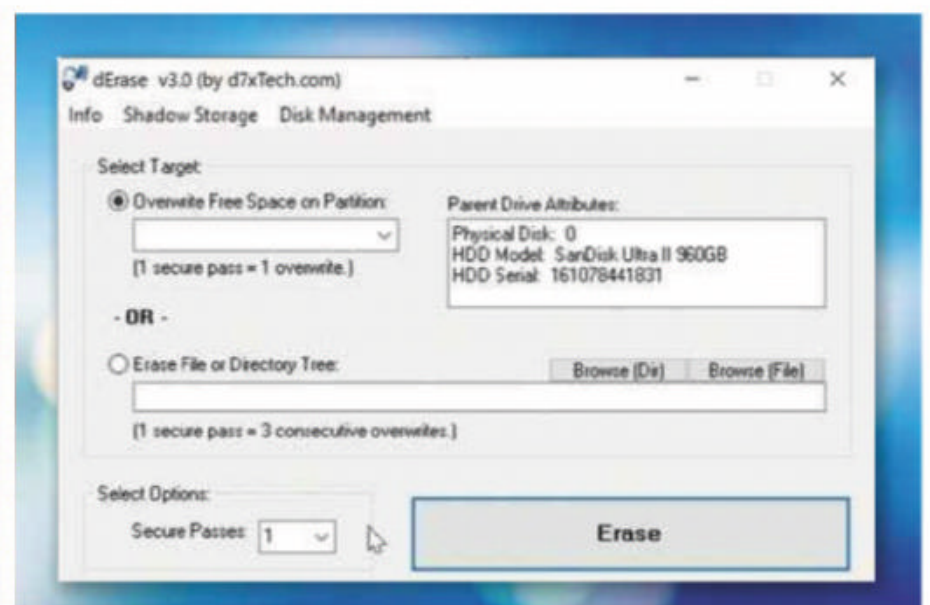
FixMy10 2

bit.ly/fix10473

Min requirements: Windows 10

File size: 1.5MB

If your Windows 10 installation is playing up, this portable tool may be able to help. It can solve a range of common Windows problems, such as Explorer not starting and the Recycle Bin going missing, and can repair file associations and restore them to the original settings. This new version also lets you remove restrictions that may have been put in place by an administrator or caused by malware, and offers easy access to useful Windows tools.



SYSTEM TOOL

d7xTech dErase 3

www.d7xtech.com

Min requirements: Windows 7/8.1/10

File size: 366KB

When you delete files or folders in Windows, they can be restored fairly easily, which is bad news for your security and privacy. Thankfully, d7xTech dErase prevents recovery by overwriting deleted files and free space on your hard drive. This latest version is a rerelease of dErase v2.1 but with a new code base and some behavioural changes, such as how it deletes entire partitions. It's also faster now because each secure pass overwrites files three times rather than seven.

DRIVER UPDATER

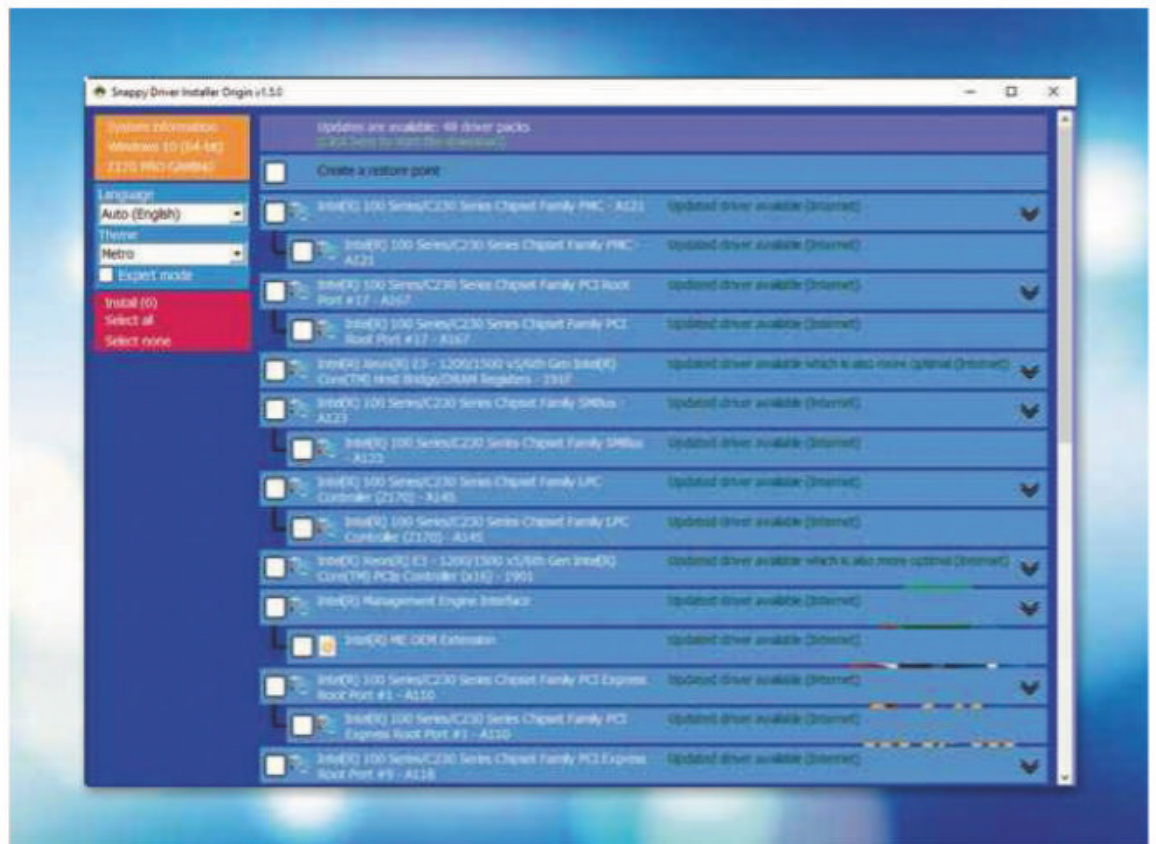
Snappy Driver Installer Origin

www.snappy-driver-installer.org

Min requirements: Windows 7/8.1/10

File size: 5.6MB

Windows 10 is supposed to update your system's hardware drivers automatically (provided you let it), but it doesn't always find everything. Snappy Driver Installer Origin, a fork of Snappy Driver Installer, locates and downloads all the latest drivers you need. You can choose to download just the application without any drivers, or the application and driver packs, although you'll need to use BitTorrent if you choose the second option because it's over 14GB in size. Our advice is to download the program on its own, then install the indexes separately, because this is the most efficient option. You can then install any new drivers you need from the menu.



SYSTEM TOOL

VideoCacheView 3

www.nirsoft.net

Min requirements: Windows 7/8.1/10

File size: 142KB

VideoCacheView is an interesting program from prolific software developer NirSoft that searches your web browser's cache for video files. If you've watched videos on the web, there's a good chance your browser has saved local copies of them in its cache, and this program not only finds them but lets you watch them, too. Just select a video from the list and click Play. VideoCacheView supports all the main browsers, and this latest version adds the 'Simple Cache for HTTP' format for Chrome. You can merge selected files manually, too, which is handy if a video has been split into sections.

DNS SWITCHER

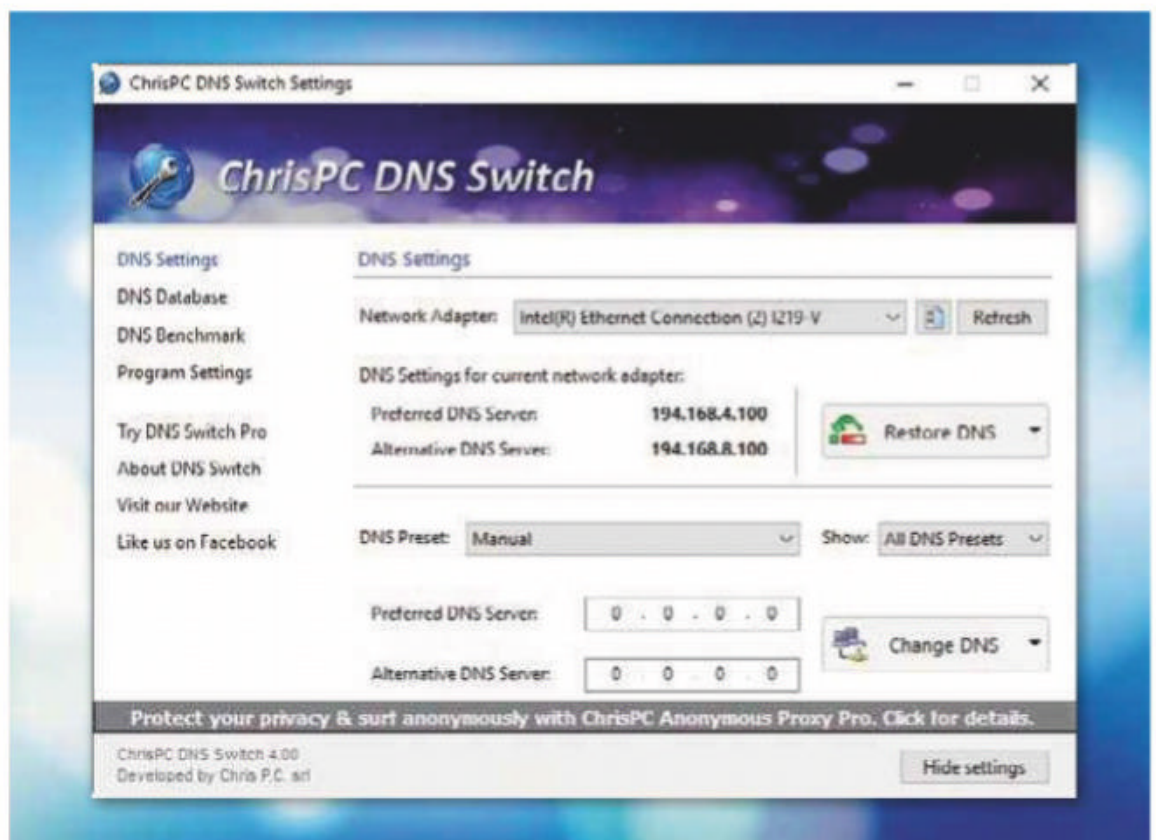
ChrisPC DNS Switch 4

changedns.now

Min requirements: Windows 7/8.1/10

File size: 1.3MB

Domain Name System (DNS) is the service that translates the web addresses we type into our browsers into IP addresses that servers and internet routers can understand. Switching to a faster DNS server can make web pages load quicker, and ChrisPC DNS Switch lets you make this change with one click. This latest release adds a benchmarking tool that can identify the fastest DNS server, although the free version only benchmarks servers in its Anonymous DNS database - you need to upgrade for \$14.99 (£11.45) if you want the full range. The update also adds support for several new DNS servers and is compatible with the latest Windows 10 builds.





GAME

Viva Mortis

bit.ly/mortis473

Min requirements: Windows 7/8.1/10, macOS or Linux **File size:** 6.1MB

If you owned a ZX Spectrum years ago, Viva Mortis is sure to give you a warm feeling of nostalgia, thanks to its Spectrum-style graphics (with or without colour clash) and familiar gameplay. It even starts with a faithful rendition of the Spectrum's loading screen. The game itself is an isometric adventure along the lines of Eighties classic Knight Lore.

Don't install...

Librefox

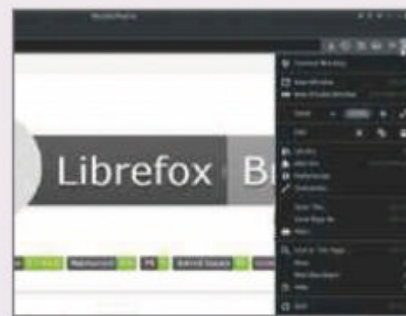
librefox.org

Min requirements:

Windows 7/8.1/10, macOS or Linux

File size: 200KB (installer)

Librefox is a version of Firefox with some of the browser's basic privacy-leaking elements switched off and a selection of add-ons included. Although it's a useful shortcut to a more private web browser, it doesn't offer anything you couldn't recreate in Firefox by installing your own choice of privacy add-ons.



...Install this instead

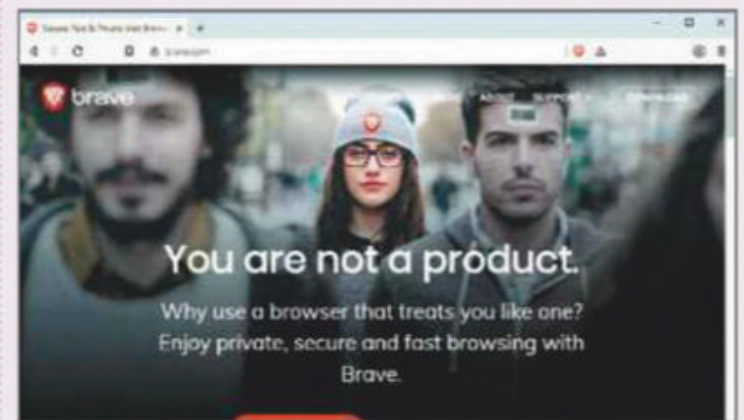
Brave

brave.com

Min requirements: Windows 7/8.1/10, macOS or Linux

File size: 1.3MB (installer)

Brave is an everyday browser that you can also use when you want maximum privacy. It offers a range of enhancements that counter the invasive nature of the web, such as the ability to block third-party ads and cookies that follow you around the internet. You can also use Brave to browse privately over the Tor network so that even your ISP can't track you, and change your protection level quickly using a panel in settings. Even if you're not worried about privacy, you'll find Brave very fast – like Chrome on steroids.



OTHER OPERATING SYSTEMS

What's new for Linux and macOS



LINUX DISTRO

Puppy Linux 8

puppylinux.com

Min requirements: CD/DVD or 8GB USB flash drive **File size:** 354MB

If you have an older computer that's somewhat underpowered and struggles to run the latest versions of Windows, switching to a lightweight Linux distribution may improve the performance of your PC. Puppy Linux is one of the better known options for a lightweight operating system and has been around since 2003.

Version 8 of the official distribution of Puppy Linux is available for both 32 and 64-bit systems and is based on Ubuntu 18.04.2 LTS (Bionic Beaver). It supports legacy BIOS and UEFI booting (but not UEFI secure boot).



LINUX DISTRO

Ubuntu 19.04 Disco Dingo Beta

releases.ubuntu.com/19.04

Min requirements: 1GB RAM **File size:** 2GB

There are lots of great Linux operating systems to choose from, but Ubuntu is the most popular and is ideal for Windows users who want to switch. Ubuntu 19.04 Disco Dingo is now in beta and should have reached final release by the time you read this. It's the first version of Ubuntu to be built around Linux kernel 5 and is available in several variants, including Kubuntu, Lubuntu, MATE and our recommended option, GNOME.

GET FREE SOFTWARE FIRST subscribe to Web User at subscribe.webuser.co.uk

Best New Browser Tools

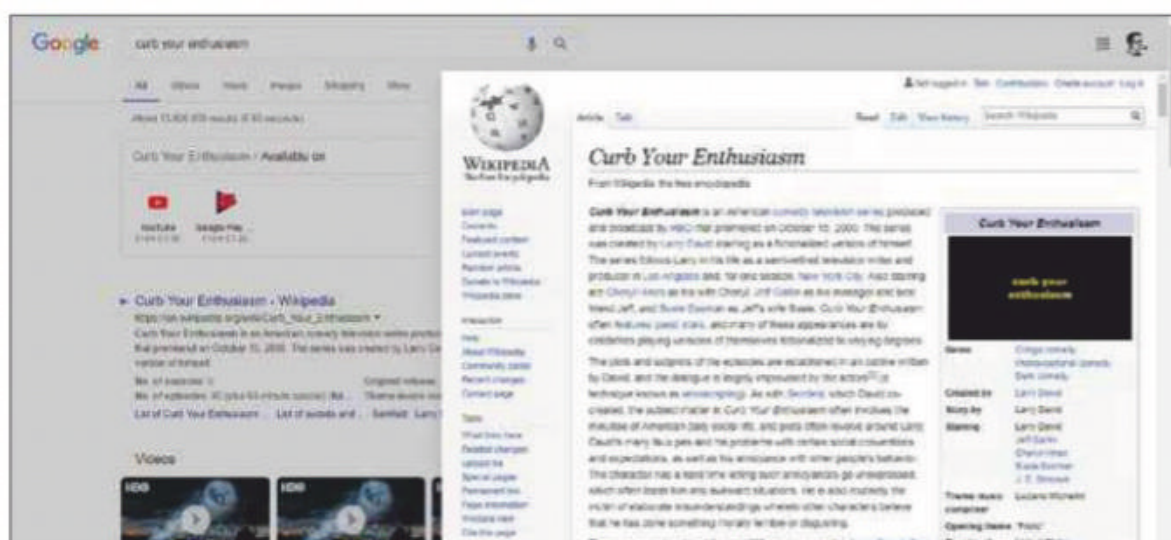


CHROME

Preview Google search results

One of the great unsung heroes of the internet is the Wikipedia previewer. Hover your mouse over a link on the online encyclopedia and a box springs open showing you what's on the next page. This allows you to remain immersed in the article you're reading, and will probably save you more than a few wasted clicks. Sites such as Twitter and Facebook also let you check users without clicking off the page, but we've always wondered why previews aren't more widespread on the internet.

This brings us to what may be the most useful Chrome extension we've ever come across: Google Results Previewer (bit.ly/preview473). Search for something on Google, then hover



your cursor over any of the results to see a large preview. You can even scroll through the preview page without ever leaving Google.

Previews take a couple of seconds to appear, but it's a lot quicker than loading the entire page to discover it's not what you wanted.

Discover Google's hidden search results

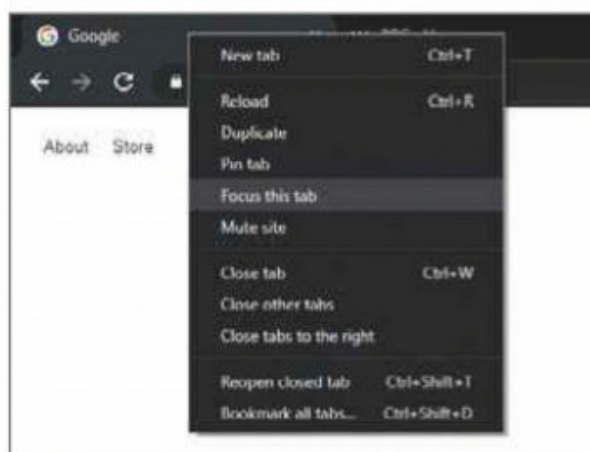
Have you ever reached the bottom of a page of Google search results only to be informed by the web giant that some of them have been removed? Often those results are taken down in accordance with America's Digital Copyright Millennium Act (DCMA) because they breach copyright. Google has even made it easier for copyright holders to remove URLs from its services by filling in a removal petition (bit.ly/remove473).

That doesn't mean those censored links suddenly disappear into the ether, though – and the new Google Unlocked extension (bit.ly/unlock473) can reveal them for you. Working quietly in the background, “the tool scans those complaints, extracts the links from them and puts the links back into Google results, all in a matter of seconds,” according to the developers.

Google Unlocked is also available for Firefox (bit.ly/unlockff473).

Focus on the tabs that matter

Google's beta browser, Chrome Canary (www.google.com/chrome/canary),



receives nightly updates for developers, and a recent one has introduced the long-teased ‘Focus this tab’ feature. To switch it on, type `chrome://flags/#focus-mode` into Canary's address bar. Select Enabled from the drop-down menu, then relaunch the browser to start using the feature.

Now you can right-click a tab and choose ‘Focus this tab’ to open the web page in a separate browser window. The focused tab is decidedly minimal and doesn't even have an address bar – although right-clicking the window lets you go Back and Forward and Reload the page.

Protect yourself against CSS attacks

It's not only JavaScript that can be turned against you by malicious hackers looking to steal your private data.

Cascading Style Sheets (CSS) – “one of the building blocks of the modern web,” according to developer Mike Gualtieri – also suffer from security flaws that could leave you exposed.

To combat this threat, Gualtieri has created the CSS Vulnerability Tester (bit.ly/mike473), a website that checks how vulnerable your browser is to a CSS data exfiltration attack. Don't worry, it's perfectly safe to try. If you find that your browser is susceptible, the site prompts you to download the CSS Exfil Protection (bit.ly/exfil473) extension for Chrome. This brilliant browser tool stops cybercriminals using CSS elements on a site to surreptitiously obtain information about you, although your browser may still be vulnerable unless you disable other extensions.

It's also available for Firefox (bit.ly/exfilff473).



This fortnight's most useful tips and add-ons to help you get the most from Chrome, Firefox, Opera and more



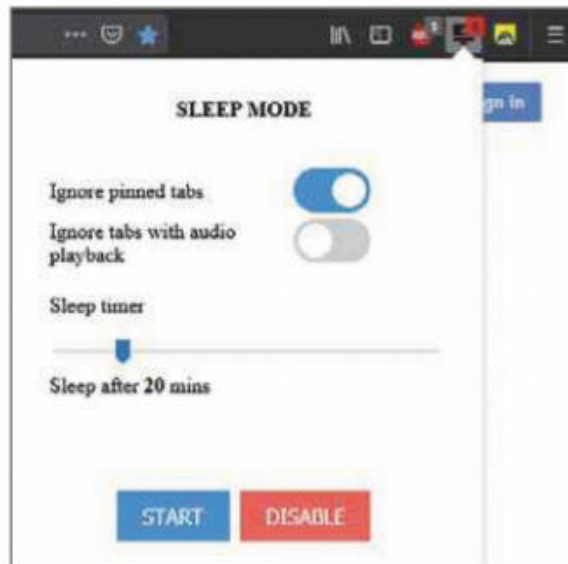
FIREFOX

Speed up your PC by putting tabs to sleep

Putting your unused tabs to sleep can help your PC run more smoothly. According to the developer of Firefox add-on Sleep Mode (bit.ly/sleepmode473), this extension temporarily puts all tabs into sleep mode, saving memory and battery, and making your computer faster.

Install the add-on and click it to set it up. Sleep Mode presents you with a number of options, such as 'Ignore pinned tabs' and 'Ignore tabs with audio playback', which you can switch on or off, and a sleep timer that forces tabs to snooze after a specified amount of time. Once you've made your choices, click Start to begin.

While you're using this add-on, your tabs have to reload when you click them, but it's a small price to pay for a speedier browsing session.



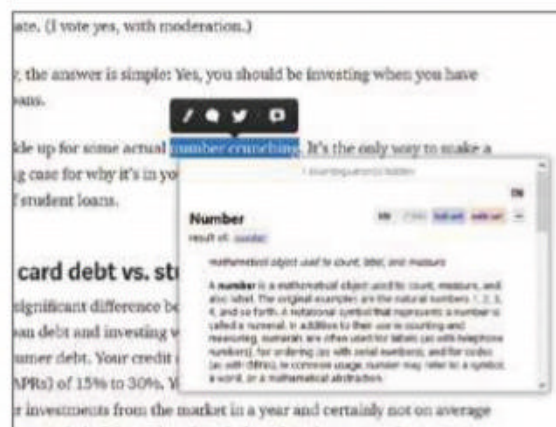
Lighten the load of the internet

If you're sick of sluggish websites and waiting for images and videos to load, get your mitts on Bare Blocker (bit.ly/bare473). It's an unusual add-on, because rather than enhancing what can be seen and done online, it strips back every site you visit. Add it to Firefox, then visit any website that's typically media-heavy and you'll notice that every picture and video has been replaced with a black and white drawing. To see what's behind the squiggly mountain, just run your cursor over it. You can whitelist sites with a click of the icon and also switch off Bare Blocker easily when you're not worried about saving time or data.



Get Wikipedia results for everything

Wikichan (bit.ly/wikichan473) is a clever add-on that lets you highlight any word



or phrase on a website to see an instant Wikipedia entry without leaving the page you're on. Install the add-on, then simply hold the Alt key while highlighting a word or small section of text to see an instant preview of the relevant Wikipedia page appear in a pop-up box.

The preview offers a brief overview of the subject from Wikipedia. If you highlight more than one word, you can scroll down in the preview to see further references. If you then decide you want to investigate the entry further, click the 'full url' button to open the Wikipedia page or view other external links that mention your highlighted word.

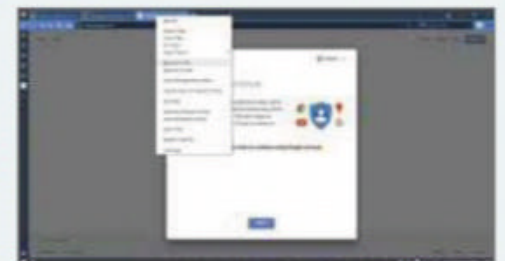
Wikipedia editors will particularly welcome the 'edit url' option. Wikichan also includes German and Spanish Wikipedia entries.

OTHER BROWSERS



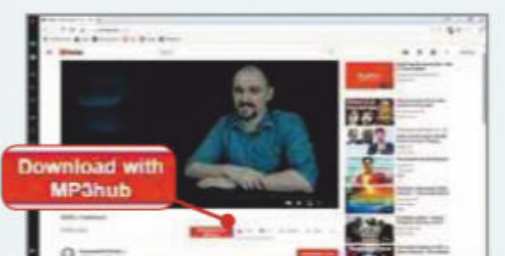
Bookmark multiple tabs and more

Vivaldi 2.4 is finally here, with improved bookmarking, more user-profile options and simpler toolbar customisation. You can now bookmark multiple tabs by holding Ctrl, clicking the tabs you want, then right-clicking to save your selection in a new bookmark folder. Clicking the user icon next to the address bar gives you new options for adding and managing profiles, as well as the ability to open windows as a guest. You can also move toolbar icons such as the Reload and Home buttons easily by holding Shift and dragging them into position. Look out for a full workshop on Vivaldi 2.4 in our next issue.



Download content from YouTube

There are lots of ways to download video and audio from YouTube for personal use, but MP3hub is one of the easiest. Add the MP3hub extension (bit.ly/mp3473) to Opera, then visit a page on YouTube. Under the video player, you'll see a red button labelled 'Download with MP3hub'. Click it, then click the magnifying glass on the next page to create an MP3 audio or MP4 video copy. You can also modify the duration, which is useful if you want only a specific section of video. Click Download and, after a quick conversion, it's all yours.





Best Free Apps



App of the Fortnight

EMAIL

Gmail

bit.ly/gmaildroid473

bit.ly/gmailios473

(varies) 11

Google has a nasty habit of suddenly ending support for apps and services we've come to use every day – such as its email app, Inbox. See our review of Killed by Google (killedbygoogle.com) on page 15 for details of further casualties.

One Google service that's stood the test of time better than others, though, is Gmail, which turned 15 years old this month. To mark the occasion, Google has released an update to its mobile app that adds some extremely useful tools.

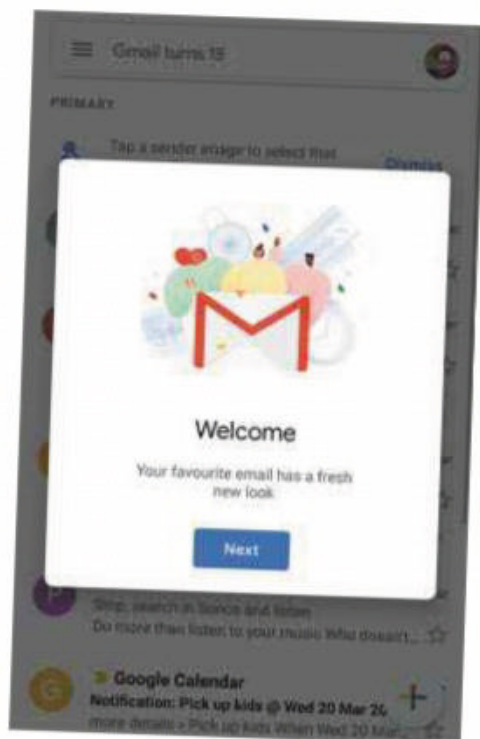
First up is Smart Compose, a clever feature that's designed to help you write emails quickly. This has been available in the desktop version of Gmail for a while now but it makes its mobile debut here. Smart Compose is an AI-powered tool that works a bit like predictive text, making intelligent suggestions as to what to type based on who you're writing to, the text in the subject field, things you've typed in other emails and so on.

The other significant new feature is scheduling, which lets you specify when you want a message to be sent. For example, you could write a birthday greeting to someone a few days before their birthday but schedule it to arrive on the day. Plugins have offered this feature for a while, but it's great to have a built-in option that works on mobile devices, too.

These new features are currently limited to the Android version of the app, but Google says an iOS update is "coming soon". Also, while Smart Compose is already widely available,

Google seems to be rolling out its scheduling feature separately – if you don't see it when you install the update, expect it to arrive on your device soon.

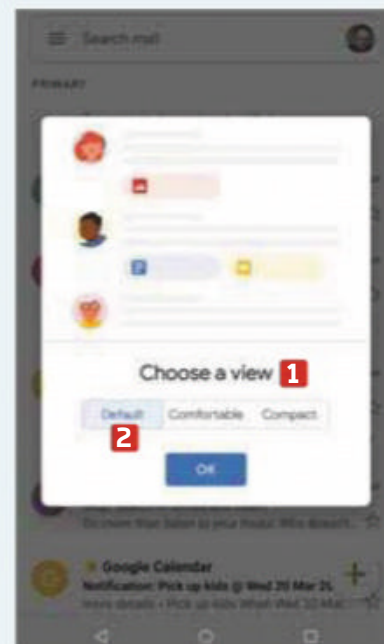
UPDATED



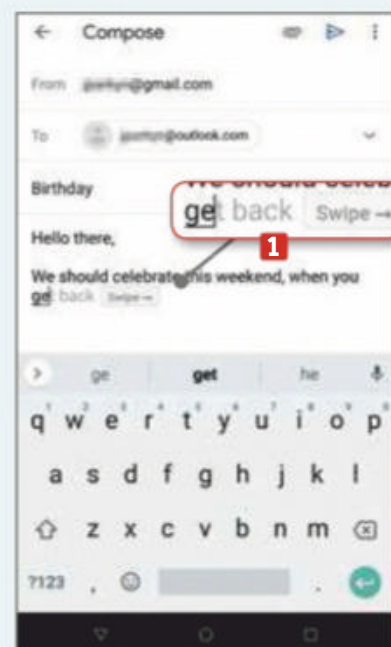
MINI WORKSHOP

Unlock and use the new features in Gmail

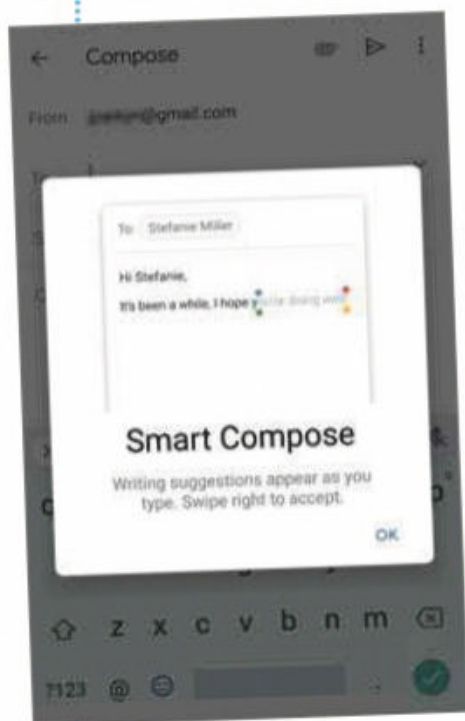
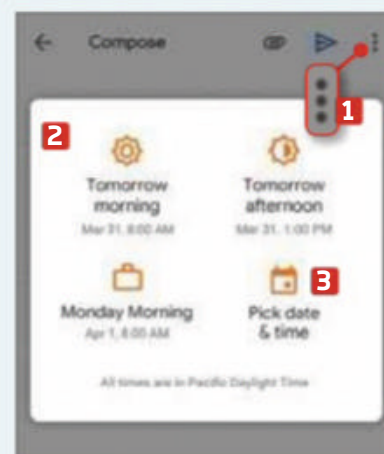
1 To get the latest features, make sure your Gmail app is up to date. Open the Google Play app and tap the three-lines button, then 'My apps & games'. Next, either press the Update button next to Gmail or select Update All. Once the update has installed, open Gmail and tap through the opening welcome screens. If you're prompted to 'Choose a view' **1** choose Default. **2** You can always change this later.



2 To use Smart Compose, press the plus sign (+) button to open a new message. Add a recipient, type a subject, then tap 'Compose email' and start typing. As you type, suggestions for what to type next will appear in the body of the email **1** in grey text. To accept the suggestion, swipe from left to right. To reject it, just keep typing.



3 To use the new scheduling tool, start by composing a message as you usually would. When you're ready to send it, don't tap the Send button – instead, press the menu button in the top-right corner **1** and select 'Schedule send' from the menu. The app will offer you a range of options, **2** including 'Tomorrow morning', 'Tomorrow afternoon' and 'Monday morning', or you can tap 'Pick date & time' **3** to set your own custom schedule.





Our rating



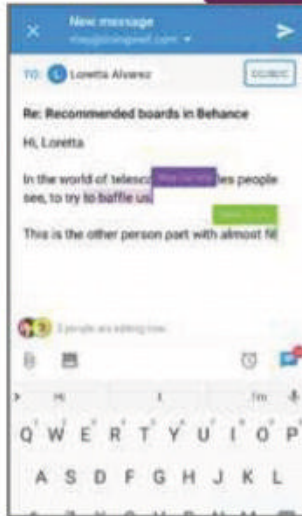
This fortnight's top free and paid-for apps for Android and iOS phones and tablets

EMAIL

Spark

bit.ly/sparkdroid473
bit.ly/sparkios473
 6  11

If you're still not convinced by Google's Gmail app and you're mourning the loss of Inbox, we have another solution for you. One of the best email apps for iOS, Spark, has finally made the leap to Android, and it's well worth checking out. Highlights include a combined inbox that lets you view all your email in one place, intelligent email prioritisation, junk filtering, scheduling options and a fast smart search feature to help you find messages, attachments and more. Spark offers a customisable interface for greater flexibility and is very easy to use.





Our rating



ALARM CLOCK

Odd Alarm

bit.ly/odddroid473
bit.ly/oddios473
 5  10

If you prefer to be woken up in the morning by something a little unusual, Odd Alarm could be the perfect alarm-clock app for you. After all, who wouldn't want to be roused from their slumbers by the sound of, say, an enraged zombie or a missile warning system? Odd Alarm prides itself on using "awkward but relatively common sounds to wake you up", although sadly it doesn't exactly overwhelm you with choice: only three different alarm sounds are available for free (Cat Fight, Dog Barf and Glass Breaking), while additional noises will cost you 89p a pop.





Our rating



ENTERTAINMENT

Dinggo

bit.ly/dinggoidroid473
bit.ly/dinggoios473
 4.4  11.3

Movie-streaming services such as Netflix and Amazon Prime are great, but you may feel that you're not making the most of the massive online library of titles they offer – and it doesn't help that neither service makes it particularly easy to find new content. Thankfully, Dinggo can help. It's basically Tinder for movies. Connect it to your movie-streaming accounts, select some genres you're interested in, then swipe through the app's suggestions until you find something you'd like to watch. You can also create groups and share suggestions with others.




Our rating



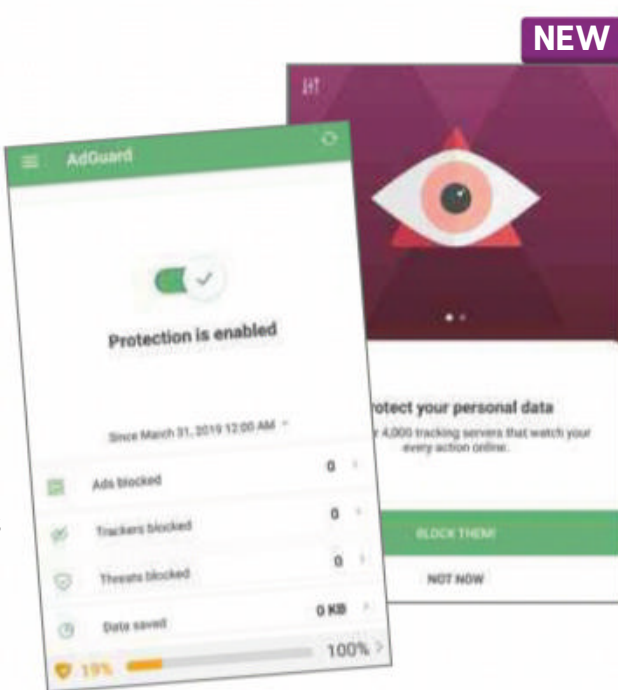
AD BLOCKER

AdGuard 3

bit.ly/adguard473
 (varies)

AdGuard 3.0 is the latest version of one of the best ad blockers around. Use it to improve your privacy by blocking thousands of tracking servers, hiding annoying social media buttons and more.

Paying for the premium version (currently 70p per month) unlocks even more features, including the ability to block ads in apps and a new Stealth Mode. At the time of writing, AdGuard 3 wasn't available from the Google Play store, but you can download the APK directly from the URL above. You may need to enable an option in Settings to install apps from unknown sources, depending on your version of Android. Be sure to disable it afterwards to stay secure.



Our rating




FILE SHARING

Firefox Send

bit.ly/ffsend473
 (varies)

Ever had an important email bounce back because the attachment was too big? Email was never really designed for sharing large files, but there are several ways to transfer great chunks of data over the internet, including this new (beta) app from Mozilla. Firefox Send (and its corresponding website at send.firefox.com) is similar to services such as WeTransfer. The difference is that Firefox Send shares files privately using end-to-end encryption and links that expire. You can send up to 1GB at a time without a Firefox account, but signing up allows you to send files of up to a whopping 2.5GB.



Our rating



5 NEW APPS WORTH PAYING FOR

TOOLS

TapSOS


bit.ly/sosdroid473

bit.ly/sosios473

Price: 99p

 5.1  8

This app lets you contact the emergency services by tapping on-screen options, which could be a life saver when it's not safe (or possible) to speak.



HEALTH


The Wonder Weeks: Sleep

bit.ly/wonder473

Price: £1.99

 4.1

This handy three-in-one app acts as a baby monitor while providing white noise and other sounds to help your baby sleep, and offers useful info about sleep for new parents.



GAME

This War of Mine: Stories - Father's Promise

bit.ly/wardroid473

bit.ly/warios473

Price: £1.89 (Android), £1.99 (iOS)



 4  8

Father's Promise is a standalone side story to one of the most well-received indie games of recent years. Experience the ravages of war first hand as you struggle to survive in a besieged city.

KIDS

What's in The Oceans?

bit.ly/oceans473

Price: £2.99

 9

This colourful app lets younger children have fun while learning about marine ecosystems as they explore the oceans and interact with a variety of sea creatures.



GAME

Cultist Simulator

bit.ly/cultistdroid473

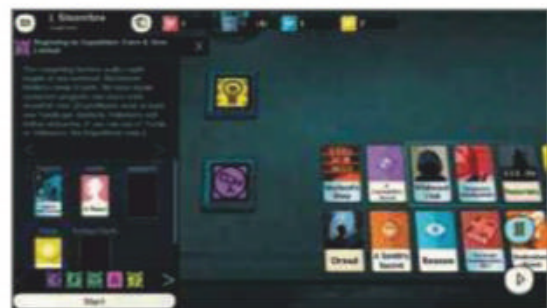
bit.ly/cultistios473

Price: £4.19

(Android), £4.99 (iOS)

 4.4  10

Set in a weird HP Lovecraftian universe, this highly original game tasks you with managing a demonic cult by playing a virtual tabletop card game.



TapSOS



The Wonder Weeks: Sleep



This War of Mine: Stories - Father's Promise



What's in The Oceans?



Cultist Simulator

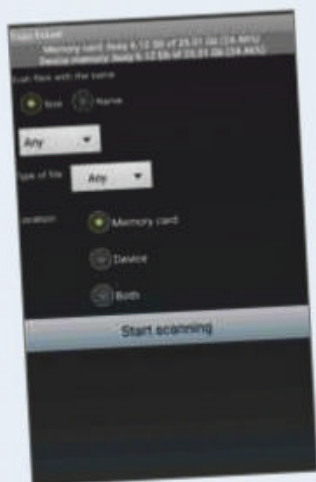


Don't install...

Duplicate Removal

bit.ly/removal473

The first problem with this duplicate file finder is that it hasn't been updated in ages. Judging by the design, it look as if it dates back to the dawn of Android. Tap 'Start scanning' and a message appears, warning you that 'Scanning can take a long time'. This is an understatement. Once the scan is complete, it's hard to tell which files can be deleted, so you may end up deleting the original as well as the duplicate or removing important system files.



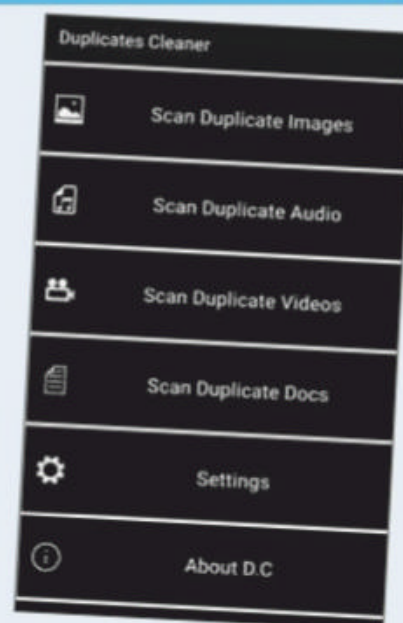
...Install this instead

Duplicates Cleaner

bit.ly/duplicates473

 5

The best duplicate file finders help you locate genuine duplicates quickly and remove them safely to free up space. Duplicates Cleaner looks a little basic at first, but it's actually a powerful free tool. For a start, it can scan for duplicate files in specific categories - so you can scan for duplicate images, audio files, videos or documents. This means you'll never accidentally delete an important system file. The scan engine is quick, and you can scan either your phone's internal memory or, if you have one, an SD card. By default, Duplicates Cleaner displays a warning message before you delete anything, which is a useful precaution.





Take a Screen Break

Give your eyes a rest from your browser by taking our fiendish fortnightly challenges. Can you guess our novelty-song emoji and our Wikipedia article?

**WIN A
WEB USER
2018 BACK
ISSUES DISC!**

Email your answers to
editor@webuser.co.uk
- one correct entry
will win a disc



CAN YOU GUESS THE NOVELTY SONGS FROM THE EMOJI?

1



2



3



4



5



6



GUESS THE WIKIPEDIA ARTICLE

Can you work out which technology-related Wikipedia entry the following clues refer to?



1 "Membership was initially restricted to students of Harvard College. Within a month, more than half the undergraduates had registered."

2 "In 2008, it announced that its international HQ would be located in Dublin, Ireland. In September

3



2009, it achieved positive cash flow for the first time."

'ask' button to send them a message."

4 "If a user does not provide key information, such as location, home town or relationship status, other users can use an

5 "As of 2019, the company operated 15 data centre locations. It has committed to reduce its greenhouse gas emissions by 75% by 2020."

COMPETITIONS

WIN 1 OF 3 CorelDRAW Graphics Suite 2019 (Windows)

CorelDRAW Graphics Suite 2019 has a wealth of new tools, including an Objects Docker for direct control over document structure and a new pixel-perfect workflow. Be productive and creative on the go with CorelDRAW.app and try the new templates to deliver professional results. To enter, email your address to webusercomp@dennis.co.uk with 'CorelDRAW' in the subject line. For more info visit www.coreldraw.com and follow [@corelsoftware](https://twitter.com/corelsoftware) on Twitter.



**WORTH
£600
EACH**

WIN 1 OF 3 Kitvision Venture 1080p Action Camera

Kitvision's Venture action cameras are small and robust enough to document every adventure without changing the way you explore. The Venture 1080p lets you capture everything in Full HD and then share the footage via Wi-Fi. To enter, email your address to webusercomp@dennis.co.uk with 'Venture' in the subject line. For more information visit www.kitvision.co.uk and follow [@KitvisionUK](https://twitter.com/KitvisionUK) on Twitter.



**WORTH
£99.99
EACH**

? FAQ

Everything you need to know about the most interesting new technology trends and events

Our guide to Klarna

Can't pay but still want to take it away? **David Crookes** looks at a controversial online payment system that lets you buy now and pay later



What is it?

Klarna (www.klarna.com/uk) is a digital payment system that's been causing a bit of a stir in retail. Klarna allows shoppers to try items before they buy. It has a special procedure for returning unwanted goods, but in essence it's a flexible method of buying now and paying later, albeit with a short repayment window.

How does it work?

When you buy something online from a retailer that has signed up to Klarna, you can opt to delay your payment by clicking a button at the checkout. The retailer asks you to enter your details and performs a quick credit check. You then have 14 or 30 days to pay for your goods,

depending on the store. Payment only becomes due once you have received the items. To use the service, you must be aged 18 or over.

So it works like store credit, then?

To some degree, yes. The big difference is that although Klarna uses an external credit reference agency to vet its customers, it doesn't make a full credit application. This means applying to use Klarna won't affect your credit rating, although the company does perform a hard credit check in some circumstances, as we'll explain shortly.

Where can I use it?

Lots of retailers now let you use Klarna to defer paying for items. You'll see this option if you visit the websites for Topshop, Schuh, ASOS, Burton, Clas

Ohlson, Ebuyer.com, Game, JD Sports, Jessops and many more. That's not bad for a Swedish startup that only came to our shores in 2015 and won its banking licence in June 2017. Retailer H&M has a 1% stake in the company.

Surely there are lots of fees involved?

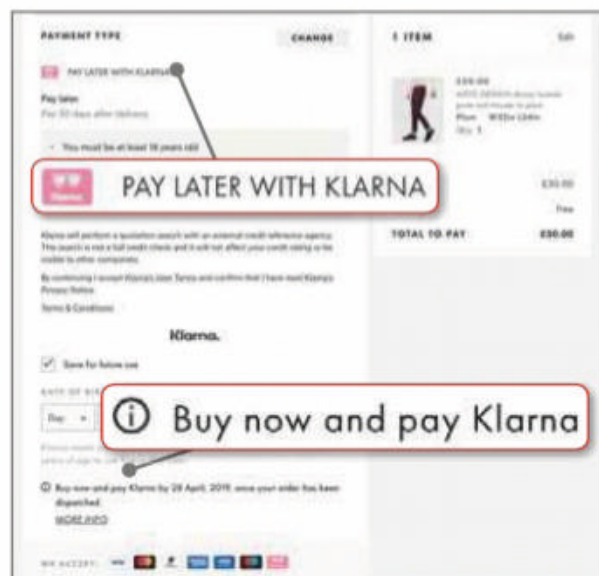
Klarna makes a big deal of the fact that it doesn't charge interest or fees. The company makes its cash by taking a percentage of the price of your purchase from the retailer (it reckons it can increase the number of orders by 30% and boost average spend by 34%). This means that if you pay everything back in time, you're not charged a penny more.

What if I don't pay in time?

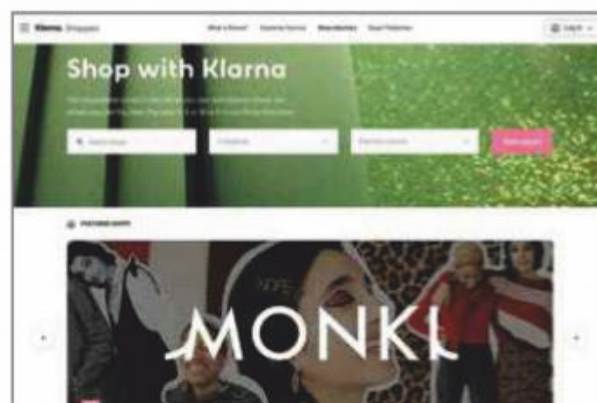
To help shoppers avoid this situation, Klarna sends email reminders as well as an alert to your mobile phone two days before payment is due. If you ignore these reminders and fail to pay, it will pass your details to a debt collection agency after a further 120 days. Failure to pay will also adversely affect your credit score.



Klarna reminds you when payment is due so you don't end up in a debtors' prison



Participating retailers offer you the option to pay using Klarna at the checkout



Lots of stores offer Klarna as a payment option, including Monki - whatever that is

What if I want to return items?

Klarna says it wants you to be sure you're happy with your items before you start paying for them. Many shoppers – especially when buying clothes – like to try a few items, perhaps in various sizes, then return those they don't like or that don't fit them. Klarna lets you send unwanted items back to the retailer, so you're billed only for those you keep.

The company also offers a Buyer Protection Policy in case your order doesn't arrive or you receive the wrong items. You're also covered if the goods are damaged, incomplete or don't match the retailer's description.

Can I take longer to pay?

You can split the cost of your purchase over three equal instalments, and each payment is interest free. Klarna simply collects the money from the debit or credit card you enter at the checkout, taking the first payment immediately and the following two after 30 and 60 days.

There is also an option called Slice It, which lets you spread the cost over six to 36 months. If you take this option, however, there's a hard credit check, an interest rate of up to 18.9% and up to three warning letters for non-payment, each of which costs £12.

Won't this just get me into debt?

It might. Some financial experts warn that Klarna is almost too easy and convenient, especially as it's promoted as a lifestyle choice. A JD Sports blog post, for example, described Klarna as "every online shopper's BFF [best friend forever]" (bit.ly/jdsports473). US rapper Snoop Dogg is a prominent Klarna investor – and his slick video on the homepage and the "get smooth" slogan is certainly enticing. It doesn't sound as if



Klarna is backed by US rapper Snoop Dogg, who is very sensible these days

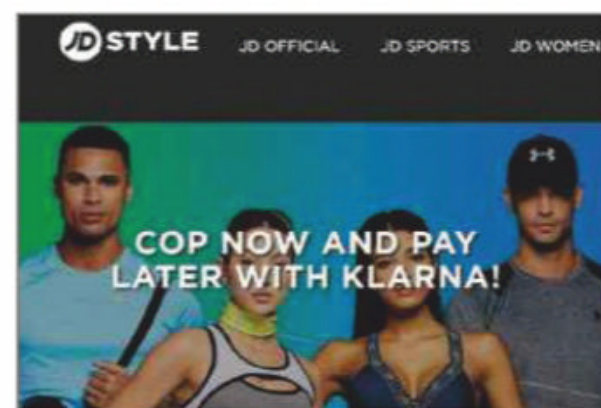
you're getting involved with a boring financial company, that's for sure.

But can Klarna spot people who are in trouble?

It's the "soft" credit check that worries some people. Figures suggest that of the million consumers so far who have applied to Klarna, between 70 and 80% have been accepted. There will always be a danger that some shoppers – particularly younger ones – will be tempted to splash out beyond their means, kicking the financial can down the road for immediate gratification. Costs can quickly spiral, and even if someone has the money to go on a shopping spree, Klarna could easily encourage them to spend more than they originally intended.

Have there been complaints?

Some users have taken to Twitter to discuss problems they've had with the company, although many appear to have a flippant attitude towards it. "My mum payed [sic] off my Klarna debt and bough me sims 4 [sic]," wrote one. "I'm forever in debt because of Klarna," said another, following the tweet with two sad-looking emoji. "Finally paid my ASOS Klarna debt off then made a £150 order. Oops" wrote another.



JD Sports encourages its customers to "cop now and pay later with Klarna"

But will Klarna act sympathetically?

It says so. Not only does Klarna place limits on how much credit it will give, but it also claims that it won't start charging fees beyond the 30-day payment date, and lists UK organisations that can offer help and advice for anyone worried about money management. The company is keen to stress that it gives credit only to those it deems able to afford it and that its staff are trained to identify and support vulnerable customers.

So is this the end of credit cards?

Probably not just yet, although Klarna said in a blog post that it believes millennials are shying away from credit cards (mobile payments are very popular). "Debt-conscious millennials have now become budget-conscious, and merchants must think creatively about how to market their products to younger shoppers," it wrote (bit.ly/klarna473).



OTHER 'BUY NOW, PAY LATER' SERVICES

PAYPAL CREDIT

bit.ly/paypal473

If you spend more than £99, you can use PayPal Credit to spread the cost over four months, interest free. You need to apply for the service, but the decision is instant and the company adds the credit to your PayPal account.

Like Klarna, PayPal Credit sends out reminders when payments are due, and it's accepted by lots of online stores. However, it charges interest at 19.9% on any balance remaining after four months. It also charges fees for late payments, while printed statements cost £5 and, if you have insufficient funds, a returned payment will sting you for £12.




LAYBUY

www.laybuy.com/uk

Rather than give you a 14- or 30-day breathing space, Laybuy takes automatic payments over a six-week period and doesn't charge you interest. You can use Laybuy on the high street as well as online – shoppers give staff their mobile number, and the system generates a link via text message.

You can choose your own payment days, and a dashboard keeps track of your spending. As we said in our Best New Websites review last issue, though, a late payment will cost you £6 in charges, and joining Laybuy requires a formal credit check.



Ditch Google

FOR...

DuckDuckGo

COVER
FEATURE

DuckDuckGo is not only more private than Google, but smarter, too. **Wayne Williams** explains how to use the search engine to its full potential and make your web searches fly

Privacy-focused search engine DuckDuckGo (duckduckgo.com) has been around since 2008, but in the past year this bird has really taken flight. Not only has its popularity soared (as Alexa's Traffic Statistics at bit.ly/ddgo473 show), with more than 35 million search queries per day, but last month its long-standing rival Google finally added the search engine as an option in its Chrome browser.

Although most people know DuckDuckGo as a website, it's also available as a browser

extension and a mobile app and is integrated with the Tor browser for anonymous searches in the so-called Dark Web. DuckDuckGo has lots of advanced features, too, which many of its loyal users don't even know about.

In this feature, we round up the best tips and tricks for making the most of DuckDuckGo, so you can search the web more privately, speedily and smartly than you ever could with Google. We also take a look at a few other search engines that have a similar focus on privacy.



YOUR DUCKDUCKGO QUESTIONS ANSWERED

What makes DuckDuckGo different to Google and Bing?

Unlike Google and Bing, DuckDuckGo is designed to protect its users' privacy, which means it doesn't store any of your personal details, pass them on to other sites or track you in or out of private-browsing mode. The search engine has been around since 2008 and stopped tracking its users' search history two years later. To date, DuckDuckGo has served up more than 28 billion private searches, 3 billion of which were made in the first three months of 2019 alone.

Both Google and Bing store your searches and, if you're logged into your Google or Microsoft account, can link the details of what you're looking for directly to you. Not only that, but their search engines also customise the results you see based on what they know about you. The idea is to present you with the results they think you're most likely to want to see and click on, but this results in the so-called "filter bubble". A recent study by DuckDuckGo (bit.ly/bubble473) showed that Google customises your


results even if you're logged out of your Google account and are browsing in Incognito mode. The search giant

also has trackers on an estimated 75% of all the sites on the web, so not only does it know what you're looking for, it can also see where you go.

How does DuckDuckGo work?

Like any search engine, DuckDuckGo takes your query and matches it with results it finds on web pages. These come from over 400 sources, including its own, and will be the same results no matter who or where you are. You may feel that its results aren't as good as those you'd get from Google, but that's partly because the search giant serves up the sources you expect to see – including sites you visit regularly – whereas DuckDuckGo presents you with unfiltered results. They're not worse than Google's, just different, and that can take some getting used to.

When you click a result in DuckDuckGo, it directs you to the site you want but doesn't tell the site what you searched for to get there. It also sends you to the secure HTTPS version whenever possible. Unlike Google and Bing, DuckDuckGo doesn't use cookies by default or collect any personal data,



DuckDuckGo doesn't store your searches or customise your search results

which means your searches can't be tied to you in any way. The site does save searches, but not in a way that could identify you, and the data is used simply to improve things such as misspellings.

How does DuckDuckGo make money?

While most search engines record what you search for and use this to build up a profile that it can sell to advertisers, DuckDuckGo takes a different, simpler

approach. The site is still funded by advertising, but it uses keywords to choose what type of ads to serve up to you. If you search for something car

related, for example, you will see car ads. Yes, it's really that simple. DuckDuckGo says it doesn't need a lot of adverts to make money, which is another bonus because you don't have to wade through numerous ads to get to the actual results. Even better, if you go into the site's settings, you can turn the adverts off completely.

Another way the search engine earns money is by adding affiliate code to results for sites such as Amazon and eBay so that it receives a small commission if you buy something there. The company says it will only work with affiliates that don't share personally

identifiable information.

DuckDuckGo even donates some of its income to other privacy-focused organisations. Since 2011 it has given \$1.3 million to like-minded causes, including FreeBSD, Tor Project, Privacy Badger and Tails.

Why should I use DuckDuckGo to stay anonymous online?

You may not be too worried about what companies such as Google know about you. After all, you've nothing to hide, right? However, you should at least be slightly concerned. There's a good chance you use a number of Google's services every day, including Search, Maps, Gmail and YouTube, all of which record data about you. Go to Google's My Activity page (bit.ly/activity473) to see exactly what the search giant knows about you. Scary huh?

Using DuckDuckGo removes your search results from the equation, and it's available as a default choice in browsers such as Chrome and Firefox, so there's little effort involved in switching. The site even has two super-short domain names you can use to access it – duck.com (which Google owned until last December) and ddg.gg.

If you're still not completely convinced about the search engine's privacy policies, you can find out more about them at Don't Track Us (donttrack.us).

“DuckDuckGo donates some of its income to other privacy-focused organisations”



DuckDuckGo funds other privacy tools including the brilliant Privacy Badger



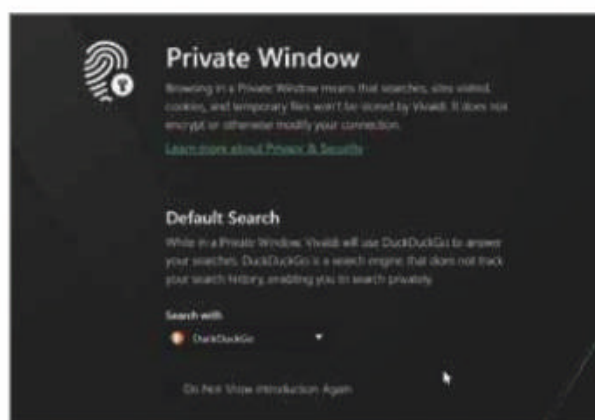
Don't Track Us explains how DuckDuckGo respects your privacy – unlike Google

BOOST YOUR PRIVACY IN DUCKDUCKGO

Use DuckDuckGo with your browser's private mode

Brave (brave.com) is a relatively new browser created by the former CEO of Mozilla (the organisation behind Firefox). It won our Gold Award in our comparison of private browsers in Issue 467 (bit.ly/webuser467). As well as blocking ads and trackers, it promises not to store or sell your browsing data and offers DuckDuckGo in its private browsing mode, Private Tab, both for the desktop and mobile versions. Vivaldi (vivaldi.com) is run by Opera's former CEO and its browser also uses DuckDuckGo as the default search engine in its Private Window mode.

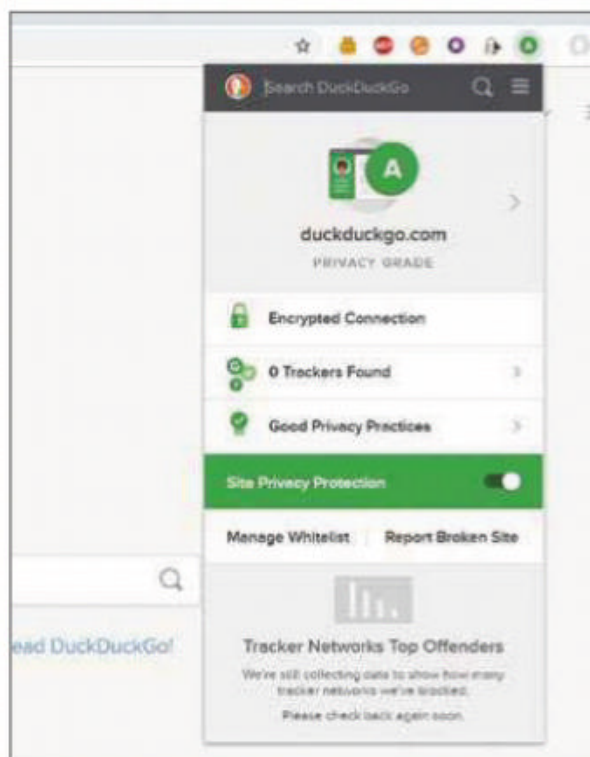
You can set DuckDuckGo as your search engine in other browsers including Chrome and Firefox and use it to perform anonymous searches in their private or incognito modes, too.



Vivaldi uses DuckDuckGo as the default search engine in private-browsing mode

Install the DuckDuckGo Privacy Essentials extension

You can always visit DuckDuckGo's website to perform searches, but if you



The DuckDuckGo extension blocks trackers and exposes privacy invasions

want to get more out of the search engine in your browser, install the DuckDuckGo Privacy Essentials add-on. It's available for Firefox and Chrome, as well as other Chromium-based browsers such as Vivaldi and Opera, and you can get it directly from DuckDuckGo's homepage.

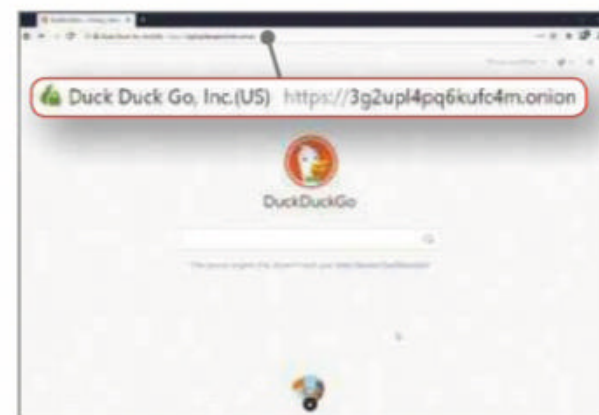
As well as allowing you to search the web easily, the extension blocks hidden third-party trackers on the sites you visit, automatically routes you to the encrypted versions of sites (those that are protected with HTTPS) and exposes poor privacy practices. This last feature works in conjunction with Terms of Service Didn't Read (tosdr.org) and warns you about any onerous website

terms and privacy policies you really should know about. When you visit a site, you'll see a Privacy Grade rating that shows how protected you are. Sites are rated from A to F.

You need to give the add-on permission to "read and change all your data on the websites that you visit" and to "change your search settings to duckduckgo.com", but the site explains that these extra permissions work purely on your device and that the company doesn't collect or share any private information. For extra peace of mind, the extension has been made open source (which means anyone can investigate its code) and is hosted on GitHub (bit.ly/github473).

Use DuckDuckGo's 'onion' version in Tor


The Tor network keeps you anonymous online by encrypting your browsing data and disguising your location. Unlike a VPN, Tor doesn't require you to put all your trust in a single central entity. That's because the Tor network is run by



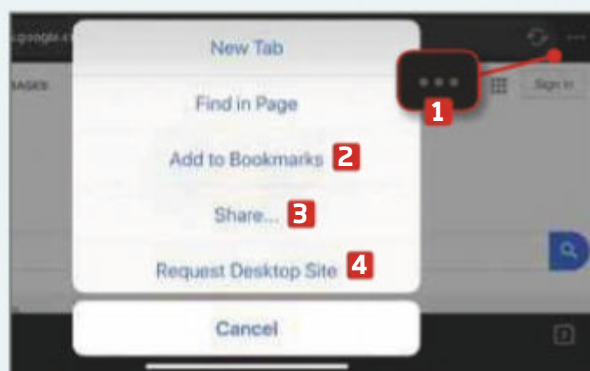
DuckDuckGo's onion version protects your searches when using the Tor browser



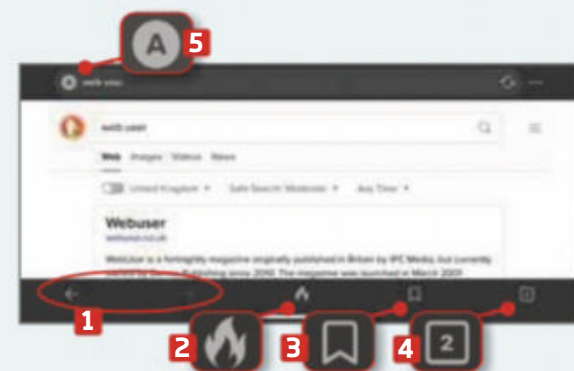
MINI WORKSHOP | Stay anonymous on your phone with DuckDuckGo



1 DuckDuckGo's apps for Android and iOS not only let you search anonymously but keep what you do online on your phone or tablet private too, making it easy to cover your browsing tracks. To use the app, simply type a search query or URL into the search box **1** and tap enter.



2 Browse the web as you usually would. The bars at the top and bottom of the screen fade out of view as you scroll down. Tap the ellipses (...) in the top right **1** to open a new tab, bookmark the current page, **2** share it **3** or request the full desktop version of the site you're on. **4**



3 Use the arrow buttons in the bottom bar **1** to move backwards and forwards. The Fire button **2** erases all your open tabs and browsing history. You can also tap to access bookmarked sites **3** and view all open tabs. **4** Tap the privacy grade on the left of the address bar **5** to see which sites have tried to track you.

thousands of volunteers, and your traffic is routed and encrypted through Tor relays around the world, making it impossible to track. It's often used by people who want to visit sites on the Dark Web. The easiest way to use the Tor network is through the Tor Browser (www.torproject.org/download).

If you're wondering what all this has to do with DuckDuckGo, the answer is that the site has a special hidden 'onion' address that only the Tor Browser can open, and which provides a much more secure way to search. To use it, open the Tor Browser and click the Connect button to join a Tor relay. DuckDuckGo is the browser's default search engine, but ignore the search box for now and instead type `3g2upl4pq6kufc4m.onion` (the onion address) into the address bar. You can also access this by typing `duckduckgo onion` into the normal DuckDuckGo search box and copying the link that appears. The onion link takes a little while to resolve, but if you use this version of the site, all your searches will be completely anonymous because they are routed through a series of encrypted relays.

Boost your privacy on different devices

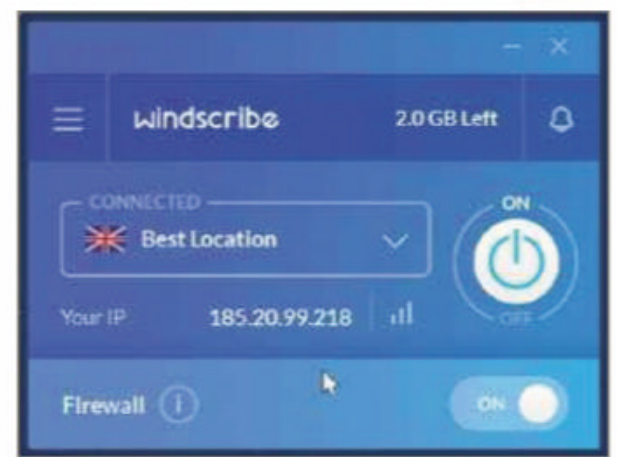
More people search on mobile devices than desktop computers these days, so it's no surprise that DuckDuckGo has created a Privacy Browser mobile app for Android and iOS. Go to duckduckgo.com/app and follow the links from there. You can download the app from the Apple App Store or Google's Play Store, depending on which mobile operating system your phone uses. That's not the only place you can get the app, though. It's also available on F-Droid – a repository for Free and Open Source Software (FOSS) for Android – at bit.ly/fdroid473, or you can download the latest version in Android Application Package (APK) format from GitHub. You'll need to sideload this version, but before you can do that you must open Settings on your Android device and look under

Applications or Security for the Unknown Sources option. Enable it, then go to bit.ly/ddgapk473 on your phone and download and install the APK from there.

See our Mini Workshop on the opposite page for a quick guide to using the DuckDuckGo app.

Use DuckDuckGo with a VPN

Because DuckDuckGo doesn't record your IP address or other personal details, your searches are anonymous, but that doesn't mean you can't protect your privacy even further. The easiest way to do this is to use a VPN. Our favourite is Windscribe (windscribe.com), which gives you a generous 10GB



Combine DuckDuckGo with Windscribe VPN to guarantee your privacy online

of data every month for free. It's available for most major platforms including Windows, macOS, Linux, Chrome, Firefox, Android and iOS.

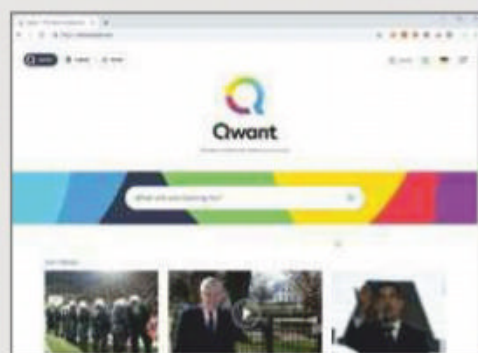
OTHER PRIVATE SEARCH ENGINES

DuckDuckGo is the best known of the privacy-focused search engines, but it's certainly not the only one. Here are some alternatives that are worth trying

StartPage

www.startpage.com

The popular StartPage claims to be the "world's most private search engine". It pulls its search results from Google, so they're very accurate, but unlike Google the service removes all trackers and logs, so it doesn't record what you're searching for.



Qwant

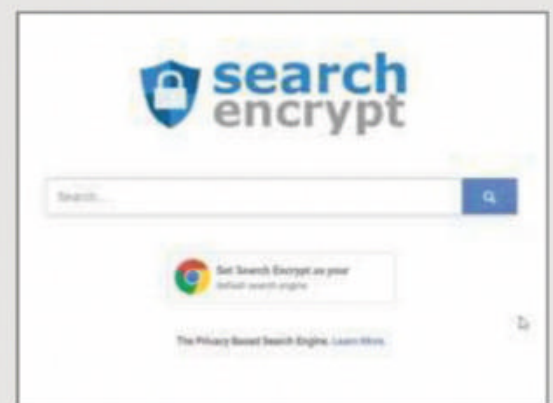
qwant.com

Created and based in Europe (Paris, to be exact), Qwant is built for privacy and neutrality. Its results come from its own web crawlers and Microsoft Bing. As well as Qwant Search and Qwant Mobile (the app version for iOS and Android), the company offers Qwant Junior for children aged 6-14.

Search Encrypt

www.searchencrypt.com

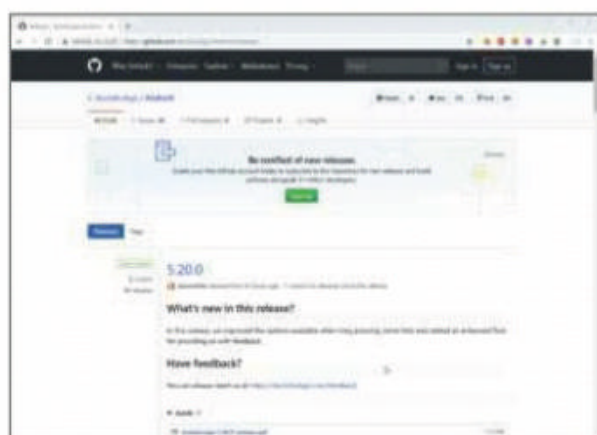
DuckDuckGo stores its search history in your browser, but Search Encrypt believes this could compromise your privacy. Instead, its search engine encrypts your query locally, and offers an expiring search history so that 30 minutes later it forgets the results, making them inaccessible.



Gibiru

gibiru.com

Gibiru claims to be the only anonymous search engine to offer an 'uncensored' feature. Run a search, then click the Uncensored link and Gibiru presents you with a different set of results, including pages that have been suppressed (possibly for copyright or content reasons) by mainstream search engines.



Install the DuckDuckGo app without going through Google Play

SEARCH SMARTER IN DUCKDUCKGO

Search using DuckDuckGo's 'Bangs'

Bangs are among the clever features DuckDuckGo has offered since day one. They're essentially shortcuts that let you run a search directly on a particular website. If you want to search for something on Wikipedia, for example, type **!w** into DuckDuckGo followed by your search term. The **!w** is the Bang for the encyclopedia site, so searching for **!w DuckDuckGo** takes you straight to DuckDuckGo's entry on Wikipedia. The site currently offers more than 12,345 Bangs, covering such popular

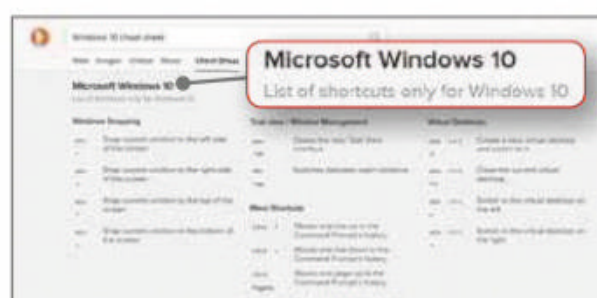
websites as Amazon, eBay, Twitter, Reddit and IMDB. See duckduckgo.com/bang for the full list.

Although Bangs are a quick and convenient way to get the results you seek on your favourite websites, it's important to note that these searches take

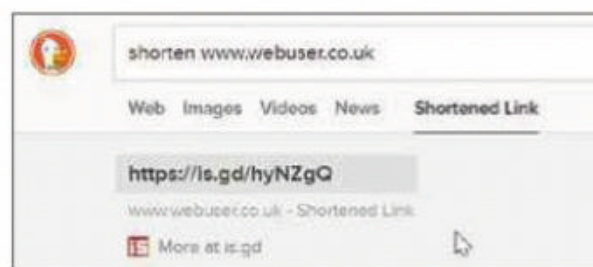
place outside DuckDuckGo, so they're not anonymous and your data may be harvested by third parties.

Find Cheat Sheets in DuckDuckGo

If you want to learn how to get more from an app, service or operating system, you can ask DuckDuckGo for a cheat sheet. Simply type the name of the software or service you want help with, followed by `cheat sheet`. If you want to discover some hidden tricks for Microsoft's latest operating system, for example, type `Windows 10 cheat sheet` into the address bar and press Enter. Click the 'Show More' link at the bottom of the sheet to expand it and reveal the full list of hints and shortcuts. DuckDuckGo has cheat sheets for all sorts of sites and services, so try all your favourites.



Unlock useful tips for software and services using DuckDuckGo's cheat sheets



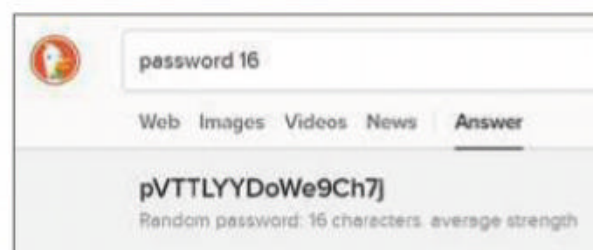
DuckDuckGo lets you shorten long web addresses directly in its search box

Shorten and expand URLs

There are a few URL-shortening services on the web, including Bitly (bit.ly) and TinyURL (tinyurl.com), but DuckDuckGo can shrink web addresses for you from its search box. Just type `shorten www.webaddress.com` (replacing `www.webaddress.com` with the site or page address you want to shorten) and press Enter. The new, shorter web address (courtesy of is.gd) appears underneath, ready for you to copy and paste. If someone sends you a shortened link, you can check where it will take you by typing `expand shortlink` (replacing ‘shortlink’ with the link. DuckDuckGo uses [Unshorten.me](https://unshorten.me) (unshorten.me) to expand the link – we’ll take a closer look at URL-shortening services in our next issue.

Create random passwords

We all know that we're supposed to use strong, unique passwords on the web, but thinking them up can be difficult. DuckDuckGo can help you here. Type `password 8` into the search box and the site will generate a password made up of eight characters. Similarly, `password 16` will produce a 16-character login. Alternatively, if you type `random passphrase` and press Enter, the site will generate four random words – “postcard lily party legend” for example – that you can run together into “postcardlilypartylegend”. It's easier to remember than a string of random numbers and letters but isn't something anyone is likely to guess.



Generate strong passwords and passphrases using DuckDuckGo

Manage Safe Search

Like other search engines, DuckDuckGo can filter out objectionable (adult) material from its results. By default, its Safe Search filter is set to Moderate, but

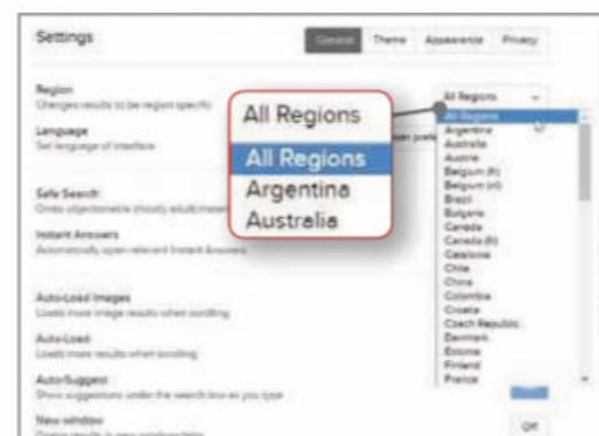


You can loosen or tighten the filter that DuckDuckGo applies to searches

you can change this to Strict or switch it off entirely. To do this, go to duckduckgo.com/settings, click the General button, then click the drop-down menu next to Safe Search. Scroll down and save your setting.

Change the default search region

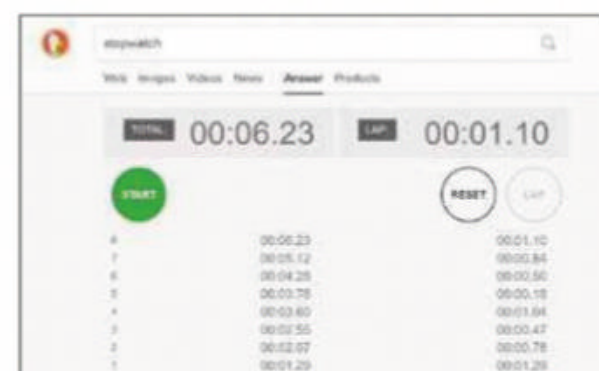
DuckDuckGo offers results that are globally relevant, but you can limit them to a set region if you prefer. Go to Settings and click the General button. Then click the All Regions drop-down menu and select the country you want your search to focus on. Change this to the United Kingdom, for example, and results that are more relevant to this country will appear first.



Get results that are relevant to the UK by changing DuckDuckGo's default region

Time something in DuckDuckGo

If you need to time something, type **stopwatch** into DuckDuckGo's search box and press Enter to reveal its hidden stopwatch tool. Click the green Start button to begin counting, and the Stop button to finish. This handy tool can also record laps for you. Tap the Lap button each time you complete a circuit and it




DuckDuckGo includes a handy hidden stopwatch feature

will present each lap in a list. To start again, just click the Reset button.

Use keyboard shortcuts in DuckDuckGo

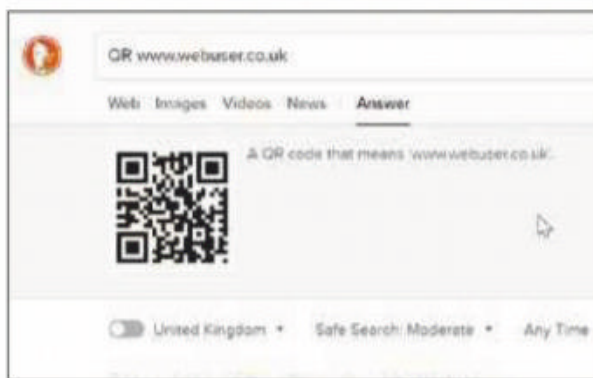
Like many sites, DuckDuckGo supports keyboard shortcuts that make it quicker and easier to use. These are enabled by default (although you can disable them under Settings, General). Type `duckduckgo keyboard shortcuts` into the search box and hit Enter to see a list of them. Click the Show More link to reveal all the available options.



Make DuckDuckGo even faster by using keyboard shortcuts

Generate QR codes

QR codes are a great way to direct people to a website. Simply point the camera of your mobile device at a QR code and it opens the relevant page. DuckDuckGo can create QR codes for you. Type `QR www.webuser.co.uk` for

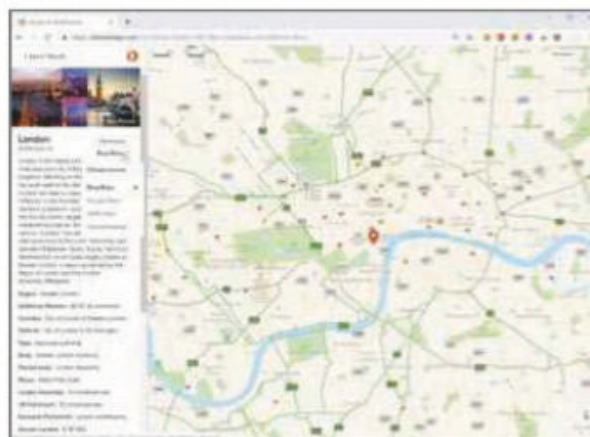


Turn a website into a QR code from DuckDuckGo's search box

example. You can then right-click the image and open it in a new tab, or download and share it.

Get directions in DuckDuckGo

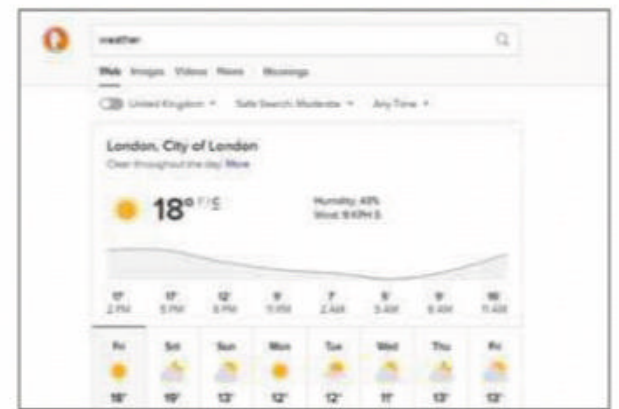
DuckDuckGo has a Maps section that you can use to find out about a location or get directions. By default it uses Bing Maps, but you can switch to a different provider. On the location page, either click the Bing Maps link or select an alternative – Google Maps, Here Maps or OpenStreetMap. You can also set your preferred default in Settings. In the General section, scroll down to Directions Source and use the drop-down menu to choose the provider you want. The box above this lets you choose your preferred units of measurement – it's set to No Preference by default.



DuckDuckGo uses Bing Maps but you can switch to another map service

Get a weather forecast

It may surprise you to hear that weather forecast sites and apps record details about you, such as where you are, and can then sell this data or use it to target ads. DuckDuckGo can provide you with a weather forecast that doesn't record any personal information, and in March the feature was completely revamped to offer more detailed forecasts and clearer images. It's very reliable too, because the data comes from Dark Sky (darksky.net). The forecasting company respects user privacy, but DuckDuckGo



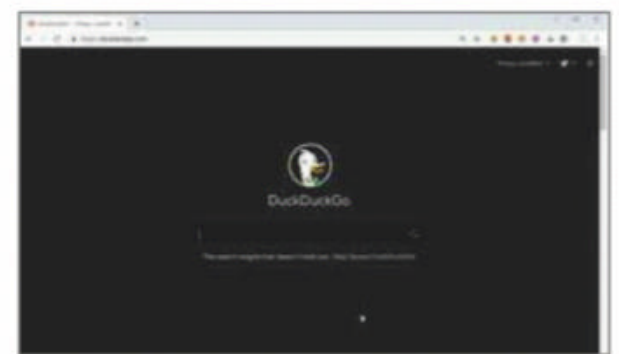
Check the weather for your location without revealing any personal data

doesn't provide it with any details, such as your IP address, anyway. To use the feature, simply type `weather`.

Customise DuckDuckGo's look

Choosing a different theme for DuckDuckGo won't make the site more private or secure, but at least it lets you make it your own. To change from the default theme, go to the Settings page and click the Theme button at the top. Here you can choose between Default, Basic, Contrast, Dark, Grey and Terminal. When you've selected the one you want, click Save and Exit to preserve your changes.

The Appearance button next to Theme lets you change the font style and size across the site, as well as the page width, alignment and background colour. You can customise the appearance of the header and results, too, and choose whether or not to show favicons, which help you recognise at a glance which site a result is from. ■



Change the way DuckDuckGo looks to better reflect your taste

NEXT ISSUE

on sale Wednesday 1 May 2019

DOWNLOAD
STREAMING
~ VIDEO ~

Save web videos to watch offline
whenever and wherever you want


PLUS...

- **SWITCH TO INCOGNITO**
Ingenious uses for your browser's private mode
- **ADD WI-FI TO YOUR CAR**
Turn your vehicle into a mobile wireless hotspot
- **TAKE BETTER PHOTOS**
Use advanced settings on your phone's camera

SUBSCRIBE TO WEB USER AT
[SUBSCRIBE.WEBUSER.CO.UK](https://subscribe.webuser.co.uk)

Best free screen-sharing tools

Whether you want to show someone what's on your screen, control what's on theirs or access your own PC while you're away, **Andy Shaw** has tested a range of tools designed for the job



TeamViewer | www.teamviewer.com | ★★★★★
FEATURES ★★★★★ PERFORMANCE ★★★★★ EASE OF USE ★★★★★

WebUser
GOLD
AWARD

What we liked:

Many companies have tried to topple TeamViewer from its throne, but the software just keeps getting better.

This professional screen-sharing tool is free for personal use but is widely used by businesses who are happy to pay for it. This creates a perfect situation for free software enthusiasts like us, because we can benefit from its broad range of commercial-quality features while someone else pays for its development.

As a result, TeamViewer is brimming with options. Sure, many of the newest tools are aimed at business users – if we haven't looked in-depth at the last few versions here at *Web User*, it's because its new features have been firmly aimed at paying customers. These include tools such as augmented reality, so you can provide support for products other than computers. It's deeply innovative but we're not expecting to see you using it to help an elderly relative operate their new microwave.

TeamViewer is able to focus on such high-level innovation because everything else is already in place. At its most basic, TeamViewer adds a number of communication tools to its screen

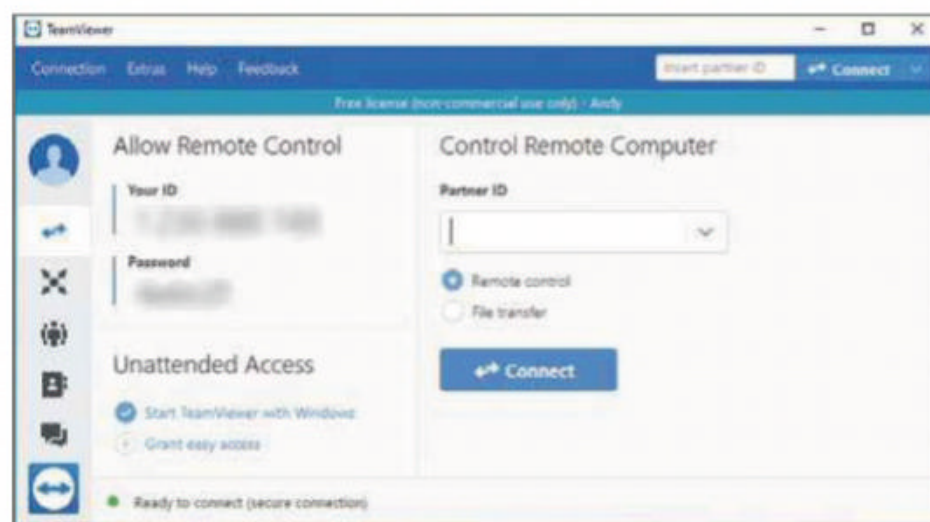
sharing, from text chat to video conferencing using your webcam, so you can talk to the people you're sharing with.

There's a communal file-storage area, so you can transfer files from one device to another, and a whiteboard that you can use to make and store notes. The developers have thought of everything.

If you're sharing your own screen, the recipient doesn't even need to have TeamViewer running, although for remote control, the software must be installed on both PCs.

How it can be improved:

Because it's so advanced, TeamViewer is also the most complicated of the tools we've reviewed. It's not difficult to use but it offers a lot more features, which means more buttons to click and options to choose from. Annoyingly, ClamAV, one of the tools used by VirusTotal (www.virustotal.com) flagged TeamViewer as malware. We're certain



this is a false positive, but it's only fair we warn you. It's also frustrating that TalkTalk blocks TeamViewer in its default security settings.

OUR VERDICT

It's a predictable winner, but that's because TeamViewer is still the best. Rivals may be snapping at its heels but TeamViewer fends them off with the sheer quality and range of its tools and options. It's robust, reliable and trustworthy. It's also still free, and offers the same tools for personal users that businesses have to pay for, making it one of free software's true heroes.

AnyDesk | anydesk.com | ★★★★★
 FEATURES ★★★★★ PERFORMANCE ★★★★★ EASE OF USE ★★★★★

WebUser
SILVER
AWARD

What we liked:

AnyDesk is basically a TeamViewer clone. While it still falls some way behind our Gold Award winner for features, it has the same core functions covered: simple screen-sharing software that's free for personal use.

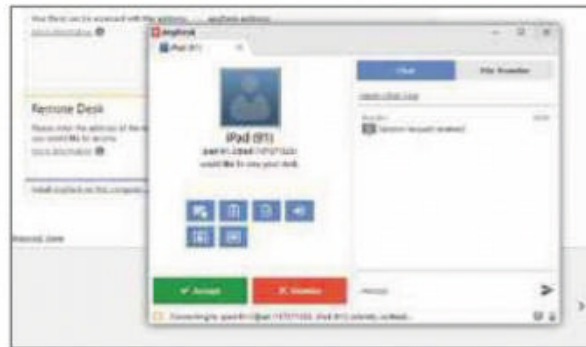
One of the best things about AnyDesk is that you can use a portable version, which means you can run it on a PC without installing it. This makes it ideal for solving quick technical problems on remote computers.

If you want to be able to connect to a PC remotely without someone present at the other end, you'll need to install the AnyDesk software on it. It doesn't take up much space, however, because the file is only around 2MB in size. An Android version has just launched, too.

It still feels like early days for AnyDesk but we like the way it's challenging the incumbent leader TeamViewer. Who doesn't love a plucky underdog?

How it can be improved:

AnyDesk has a long way to go before it



can rival TeamViewer for features, so if you need all those advanced tools, you'll still have to go with our Gold Award winner. The software also triggered a couple of alerts in VirusTotal (www.virustotal.com). They're probably false positives but you might prefer not to take the risk.

OUR VERDICT

We came close to giving AnyDesk our Gold Award because we like the way it's challenging the status quo. However, it's still a little too far behind TeamViewer to usurp the crown just yet. If you want something simpler, though, it's definitely one to keep an eye on.

Join.me | www.join.me | ★★★★★
 FEATURES ★★★★★ PERFORMANCE ★★★★★ EASE OF USE ★★★★★

WebUser
BRONZE
AWARD

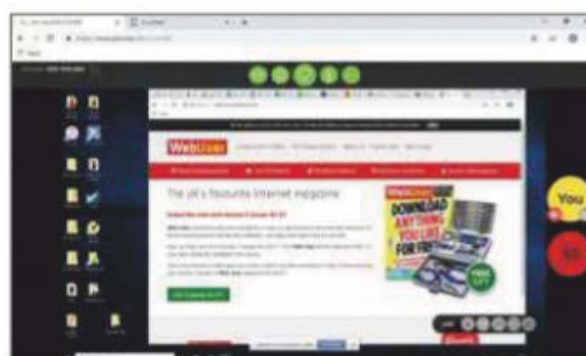
What we liked:

If you don't like the fact that screen-sharing software seems to trigger problems with VirusTotal, then Join.me could be the answer. Join.me is a web-based option that you don't need to install, so it doesn't come with any software that might be carrying malicious files (or appear that way to some antivirus tools).

To start a session, you have to go to the website and create an account, providing your email address. Once you've confirmed that you own the address, you can either set up a site for regular screen-sharing meetings (at join.me/yourname) or create a one-off code that people can use to connect on a single occasion. Once you're connected, you can share your screen with your invitees or vice versa, and chat either by text or webcam.

How it can be improved:

Join.me hogs a significant slice of your PC's resources, perhaps because it's



doing everything on the fly without any supporting software. While the Chrome browser we were running it from worked reasonably well, the host computer slowed to a crawl when we tried to do anything else. What's more, you have to subscribe for £9 per month if you want to be able to control one PC from another.

OUR VERDICT

Join.me offers a quick and simple way to share screens without having to install software. Its features are limited in the free version, however, and we found that it slowed down our PC considerably.

BEST OF THE REST

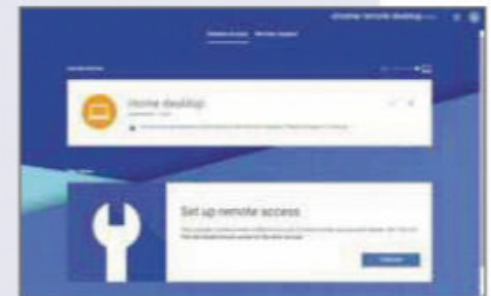
Chrome Remote Desktop

remotedesktop.google.com

We expected Chrome Remote Desktop to be in the running for an award in this test, but it surprised us by failing to allow remote access on the two PCs we tried. Its remote support feature worked well but

we'd like to see it working across the board.

Perhaps that's why the website still says the software is in beta after all these years.



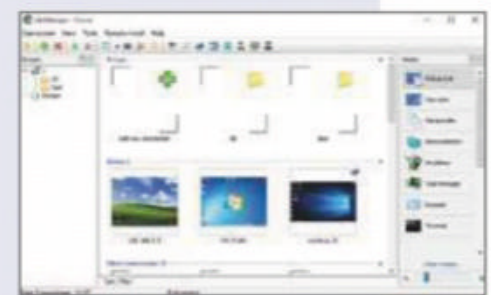
LiteManager

litemanager.com

We were excited about the prospect of LiteManager: it's available in a portable version and the free option seems to offer most of the features of the paid-for software. However, when we ran the main download through VirusTotal, its malware

scanners brought up 11 potential problems, including some of the big names in the

security business. We decided not to take the risk of installing it.



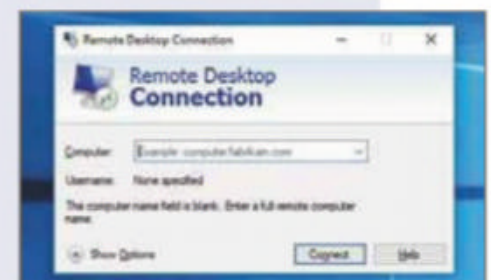
Remote Desktop Connection

bit.ly/remotedesktop473

Windows has been able to connect remotely to other PCs for years, but the reason why so few people know about it

is probably because it's chronically difficult to use and archaic

compared with the other tools we've reviewed here. As TeamViewer and the others have proved, there's no reason why you should need to know an IP address to connect to another device, so we'd advise leaving Remote Desktop Connection buried in the Windows settings where it belongs.



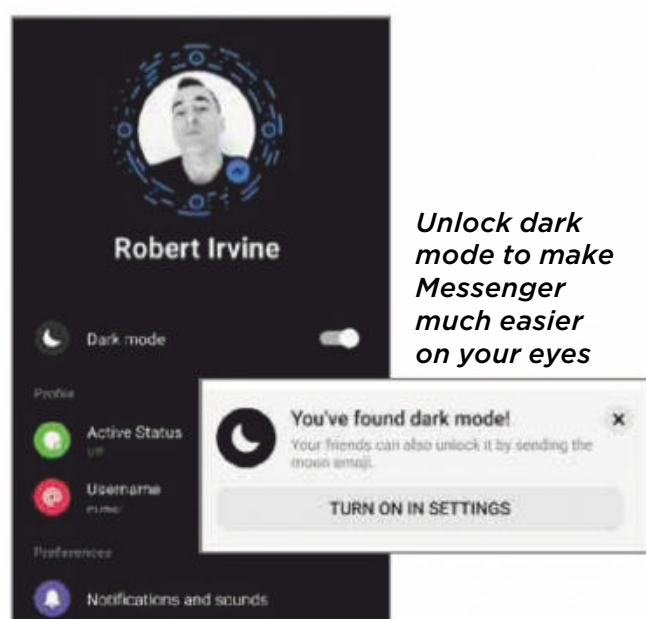
Find the web's best new EASTER EGGS!

Lots of sites and apps offer secret treats for those who know where to look. **Robert Irvine** reveals the latest surprises hidden in tools you use every day



Activate Messenger's secret dark mode

Many programs and apps offer a dark theme or night mode to stop you straining your eyes, but in Facebook Messenger this option is available only as a secret feature, which you need to unlock. Open or start a new chat with someone (or yourself, if you're feeling antisocial), then tap the Emoji button and find the crescent-moon icon. Select and send this emoji, and a shower of moons will cascade down your screen, followed by a message informing you that "You've found dark mode!". Tap the dark mode option in your settings, or activate it in your profile, to turn it on, and your screen will go dark, making it much easier on your eyes. This Easter egg is available in both the Android and iOS versions of the Messenger app, although Facebook plans to add it as an unhidden option in the near future.



Unlock dark mode to make Messenger much easier on your eyes

Scan for malware using retro VirusTotal

There's usually nothing fun about using VirusTotal to check suspect files for malware, but Google (which owns the service) has added a secret ASCII mode to the site that gives it a smart retro look. Go to bit.ly/virus473 in your browser to see a text-based version of VirusTotal that works in exactly the same way, so you can scan files and URLs for threats while imagining that you're working on a 1980s computer.

It's designed for people using older browsers that have minimal JavaScript support, but it's great for anyone who wants a quick nostalgic fix.

For extra fun, you can customise the site using different themes: add '?style=1337' to the end of the URL to give it a green-screen theme, '?style=scifi' for a pleasant blue glow, '?style=bright' for a black-on-white look or '?style=cute' to go pink.

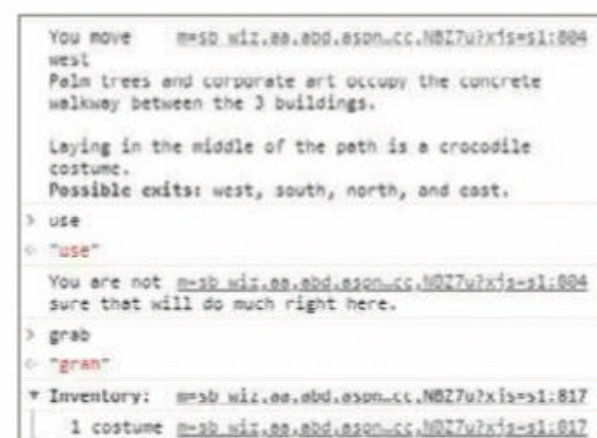


VirusTotal's secret new ASCII mode gives the malware-scanning site a retro theme

Play a text-based adventure game

There are loads of Easter eggs in Google's search engine. Many of them – such as typing `do a barrel roll`, `zerg rush` or `pac-man` into the search box – are well known, so we won't recap them all here. However, there is a fun new one to try.

Discovered last September, this Easter egg is hidden in the code of Google search itself. Search for 'text adventure' then right-click the results page, choose Inspect (or Inspect Element) and click the Console tab. You should see the message 'Would you like to play a game (yes/no)?'. Type `yes` to begin. The aim of the game is to explore Google's headquarters and find the letters O, O, G, L and E (you play as the big blue G). Use simple text commands to move around and interact with your



Find the missing Google letters in a hidden text-based adventure

environment, including 'north', 'south', 'east', 'west', 'grab', 'use' and 'help'. The game takes about 30 minutes to complete.



Play with Google's new Stadia controller

As we reported last issue, Google recently announced the launch of Stadia, its new game-streaming service, later this year. True to Google form, the Stadia website already contains a hidden treat, and in keeping with the game theme, it's activated using that old Easter egg favourite the Konami code, which was originally used in Japanese video games. On your keyboard, press up, up, down, down, left, right, left, right, B, A. As if by magic, a 3D image of the new Stadia game controller appears. You can play with this in your browser until the real thing is available.




Enter the Konami code on Google's new Stadia site for a surprise



Unleash the hidden dog in YouTube TV

YouTube has a habit of adding brilliant Easter eggs, such as its Snake game, light-saber progress bar and Harlem Shake dance, then quietly dropping them. Its latest one isn't even accessible in the standard YouTube website or mobile app. Instead, you must either open the YouTube app on your PlayStation 4, Xbox One or Nintendo Switch, or – if you don't have a games console – go to YouTube



There's a happy dog hidden in YouTube – but not on the standard site

FIND CREME EGGS TO WIN CASH AND CHOCOLATE

Cadbury launched its Hunt the White Creme Egg campaign (www.huntthewhitecremeegg.com) in January, giving you the chance to win up to £10,000 if you find one of the eggs the company has scattered across the web, on advertising billboards and in TV adverts for other brands. Take a photo or screen grab of the egg, and if it's a limited-edition white one, you get to keep it and will be entered into the cash-prize draw. If it's a milk chocolate egg, you'll win a free (standard) Creme Egg. The competition closes on Sunday 21 April, so time is running out, but you'll find some clues on the



How to Hunt page (bit.ly/hunt473), including suggestions that you might like to check Persil's Twitter feed, Kenco's Facebook page and Mail Online articles. The local-services website Bark has even been recruiting professional Creme Egg hunters to find the white-chocolate treats (bit.ly/bark473).

TV (www.youtube.com/TV) in your browser and skip the sign-in page. Start playing a video, then rewind it to the beginning and hold down the left button on your game controller or the left arrow on your keyboard ('J' also works). After a few seconds, a cheerful Corgi dog appears and runs across your screen from left to right. We don't know why, but it's pretty cute!



Unlock the latest Easter eggs in Android

Every version of Android includes an Easter egg based on the first letter of its codename. In Android 6 (Marshmallow), for example, there is a marshmallow-themed Flappy Bird-style game. Android 7 (Nougat) has a hidden challenge that involves collecting cats (based on a game called Neko Atsume), while Android 8 (Oreo) features an octopus that you can move around your screen. To access these hidden gems, go to Settings, tap 'About phone', 'About tablet' or 'About device' and keep tapping 'Android version' until the surprise appears.


The latest version of the OS, Android 9 (Pie), also has an Easter egg that you unlock in a similar way. Go to Settings, System, 'About phone', select 'Android version', then keep tapping the 9. This opens a screen showing the letter P (for Pie) against a colourful background. If you zoom in and out by 'pinching' your screen, the P and the background move, creating a psychedelic effect. It's quite

hypnotic, although it's really only a few seconds of fun.

There's another Easter egg in Android 9, but you'll need a third-party app launcher, such as Nova Launcher (bit.ly/nova473), to access it. Install the launcher, then press the Home Screen and select Widgets. In the Nova Launcher section, hold the Activities button, drag it to your home screen, then tap System UI and select Marshmallow Land. This unlocks the (very difficult) Flappy Droid game from Android 6. We hope it's worth the hassle! ■



The hidden surprise in Android 9 (Pie) features a psychedelic P



You can play a Flappy Bird-style game in both Android 6 and 9

Best Windows 10 apps you can use offline

Most Windows 10 apps require an internet connection, which renders them useless when you can't get online at home or on the move. **Steve Clark** picks the best free tools that keep working regardless

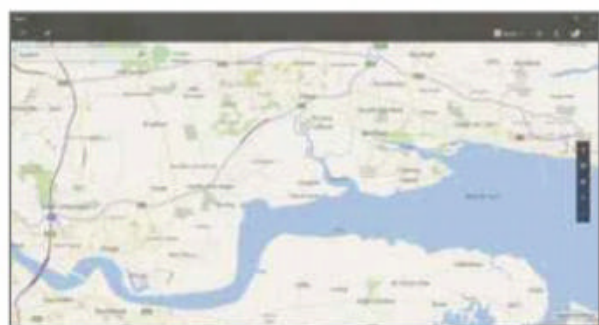


WINDOWS MAPS

bit.ly/maps473

Google Maps may be the more popular choice, but its limited offline mode is only available in the mobile version of the app, whereas the criminally underrated Windows Maps lets you use it offline on your laptop.

This map app offers all the usual features, such as directions and traffic information. You can also switch to the Street View-style Streetside by double-clicking an area. The app supports Windows Ink, too, allowing you to get directions or measure distances by drawing on the map.



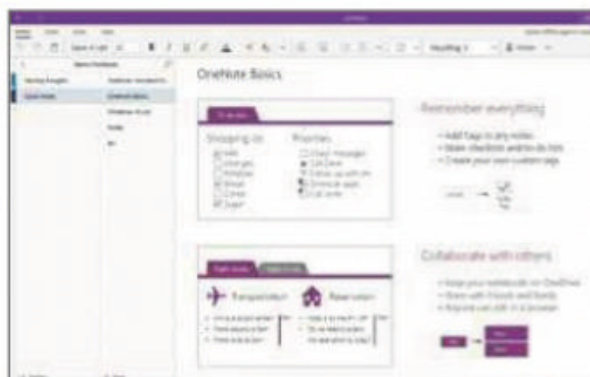
Windows Maps is better than Google's alternative for offline use

To enable offline navigation, click the three dots and select Settings. Under 'Offline maps', select 'Choose maps', where you can narrow down your pick by continent and country.

ONENOTE

bit.ly/note473

Top note-taking app OneNote offers an abundance of useful features, including Immersive Reader and the ability to draw on notes and turn handwriting into text. To use the app offline, simply begin working, and OneNote will create a local save. Then when you reconnect, it syncs the file automatically. Pair it with the offline OneNote Web Clipper




OneNote is free for Windows, macOS, iOS and Android

extension (www.onenote.com/clipper) for the ability to save all or part of a web page to the app. Note that OneNote limits you to 5GB of free online storage, but that should be plenty for even the most avid note takers.

NETFLIX

bit.ly/netflix473

Before you can use Netflix offline, you need to open the app while connected to the internet so you can find something to watch later. Sadly, not everything in Netflix's catalogue is available to download – this feature is limited to select titles, such as Netflix Originals and old BBC sitcoms. Look for the download arrow icon in the film or programme's description or press the menu button on the left and browse the 'Available to Download' category.



The Netflix app for Windows 10 delivers lights, camera, offline action

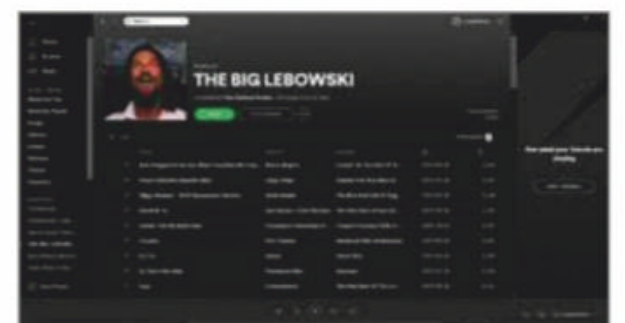
Videos you save are stored under My Downloads, but check how long you can keep them – some newer videos delete themselves 48 hours after viewing.

SPOTIFY

bit.ly/spotify473

Spotify's offline capabilities are similar to those of Netflix, which means you have to download your favourite tunes while you're still online. It's more of a faff, though, because you can't download tracks directly. Instead, you have to click the three dots beside a song or under the album artwork, then choose 'Add to Playlist'.

Next, open the playlist and toggle the Download switch On. To check that it has worked, activate Spotify's Offline Mode by clicking the three dots above the sidebar, then choosing File. This forces the app to show downloaded music only. Pressing the down arrow beside your username lets you see where songs are saved on your PC.



Turn on and tune in to Spotify, even without an internet connection

ONEDRIVE

bit.ly/onedrive473

Although OneDrive saves your files in the mystical 'cloud', you can still access them offline. Set this up by right-clicking the OneDrive icon in the system tray and selecting Settings. Under Account you'll see an option to 'Choose folders'.



Save files offline and sync them online using OneDrive

Click this to display all the folders saved in OneDrive that can be downloaded.

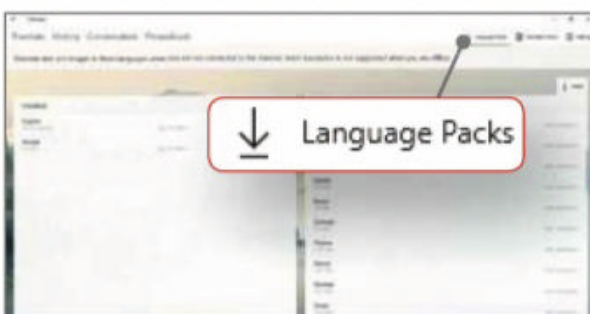
Tick individual folders or select the 'Make all files available' option, then press OK to initiate the download. It may take a while, but once it's complete, you can open all your cloud-saved files even when you're not connected, and they will sync when you're back online.

TRANSLATOR

bit.ly/translator473

When it has an internet connection, Microsoft's Translator offers image translation, Cortana integration and Windows Ink support for writing words and phrases rather than typing them. It even translates live conversations, which is about as close to a real-life Babel Fish as we've ever got.

However, for offline use you need to download the language packs. Click the three dots in the right-hand corner and choose Language Packs to install any available language. Don't mistake these for basic dictionaries though: according to Microsoft, they're "AI-powered" packs that "translate offline using state-of-the-art neural machine translation."



Traduire des langues en mode hors connexion avec Translator

SHARE IT LATER

bit.ly/later473

Share It Later lets you 'bookmark' files, web pages and app content to share over the internet later. Open the item you want to share, whether it's a document or a web page, and click the share button (or right-click and share from File Explorer).

Windows 10 usually gives you the option to share via Outlook, OneNote and so on. With the app installed, Share It Later appears in the list, too. Select it and everything you share will be saved inside the app. When you're next online,



Save it now, share it later using the eponymous Windows app

click any of the items you've saved to see the sharing options. It's useful for preparing shares without waiting for an internet connection.

TODOIST

bit.ly/todo473

Todoist is one of the best productivity apps available, and makes adding tasks to a to-do list, seeing what's due in the calendar view and managing projects with others exceptionally simple. Best of all, as long as you're logged in, the app activates its own offline mode automatically. Todoist alerts you when there's no internet connection, and when you reconnect, it syncs across its web and mobile versions.



Todoist lets you organise all your daily tasks offline and syncs them later

MONUMENT BROWSER

bit.ly/monument473

The Monument browser is a 'universal' app with its own built-in ad blocker, but its best feature is that it allows you to browse your favourite sites offline – as long as you saved the pages first.

Use it to browse the web while you're



Save any web page to read offline using Monument Browser

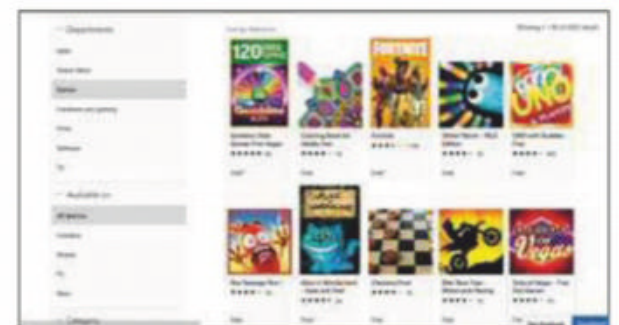
online, then when you find a web page you want to keep, press the three dots and choose 'Save page' to reveal a drop-down menu. You can save web pages as PDFs, PNG images and HTML files. To retrieve the page while offline, click the Home button and select Saved Pages to browse at your leisure.

GAMES

bit.ly/games473

The Microsoft Store offers plenty of free games that you can play offline. In the Store, go to Settings, scroll down and activate Offline Permissions. This lets you play the game offline on the device you're using. You can only change the setting three times per year, and must have played the game online at least once.

If you're not sure what to play, Dungeon Hunter 5 (bit.ly/dungeon473), Microsoft Treasure Hunt (bit.ly/treasure473) and Asphalt 9 (bit.ly/asphalt473) all get a disconnected thumbs-up from us. ■

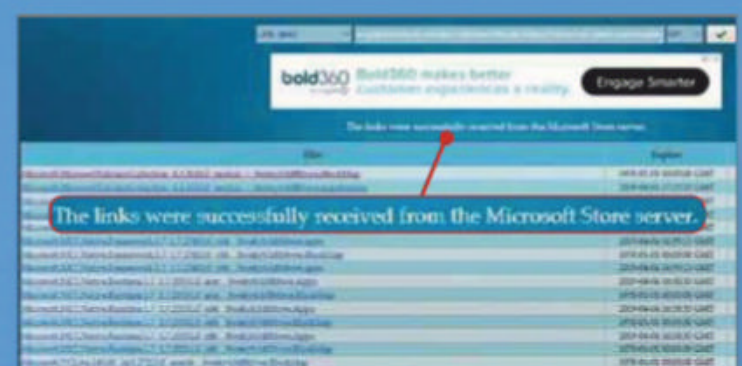


Whatever game you're playing, Windows 10 permits offline play

DOWNLOAD APPS TO INSTALL OFFLINE

To install apps while you're offline, you need two things: a link to any free app on the Microsoft Store and the AdGuard store web tool (bit.ly/ad473). Paste that link into the box and click the green tick.

AdGuard's tool generates a list of all available downloads, along with file size and expiry date. Look for files that include the app's name and the suffixes 'appxbundle' and



'eappxbundle'. Click both of these files and save them to your computer. You can then run the installation even when you're offline.



Practical WebUser

16 pages of workshops, tips, projects and problem solving

Create videos and graphics in your browser – for free

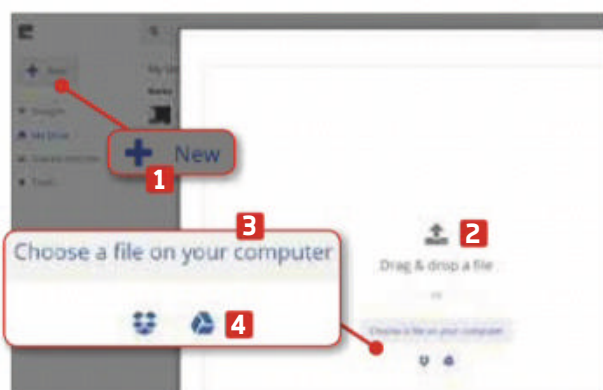
PixaPal is a great design tool for creating high-quality videos and graphics. Here's how to use it

PixaPal: pixapal.com | 20 mins | [Any browser](#)

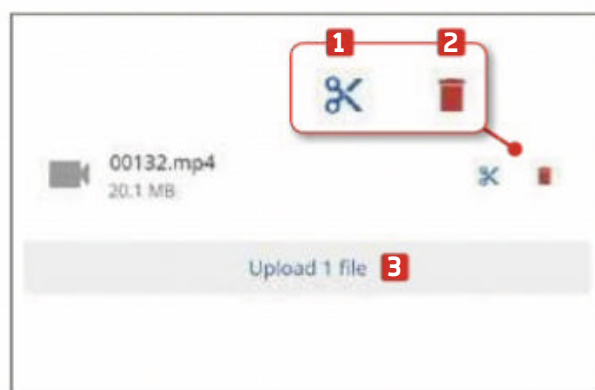
If you need to create professional-looking graphics or video titles, and you'd rather not spend any money, PixaPal is the ideal tool for the job. It runs in your browser, and a free account gives you 1GB of storage, unlimited designs, unlimited exporting (with no watermark), sharing tools and a video resolution of up to 720p. If you like it,

you can upgrade to the professional plan for \$7 (around £5.29) a month, which increases the video resolution to 1080p and adds unlimited storage and faster exporting using cloud encoding.

PixaPal is very flexible, with a choice of export options, so you can use it to create static graphics, videos (with or without sound) and animated GIFs.



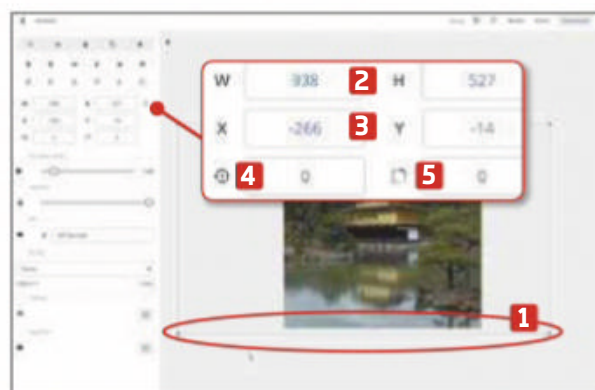
1 Once you've created an account with PixaPal and logged in, you can upload your first video. Click the blue "+" button **1** and select New Upload. You can drag and drop a video file onto the window, **2** or select one from your computer, **3** Google Drive or Dropbox. **4**



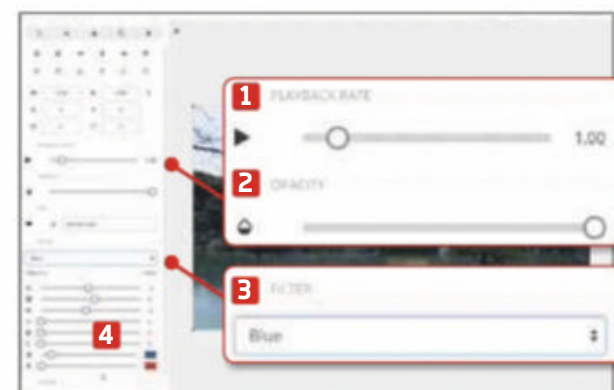
2 If you need to trim the clip, click the scissors icon, **1** then use the sliders on the next screen to select the part you want and click Trim. You can also remove the entire video if you change your mind. **2** Click the Upload button **3** to add it to your library.



3 When the video has uploaded, click New and select New Design. You can open an existing file (upload another video from your computer) or start with a blank design. Choose the latter option. The canvas appears in the centre **1** and your videos on the left. **2**



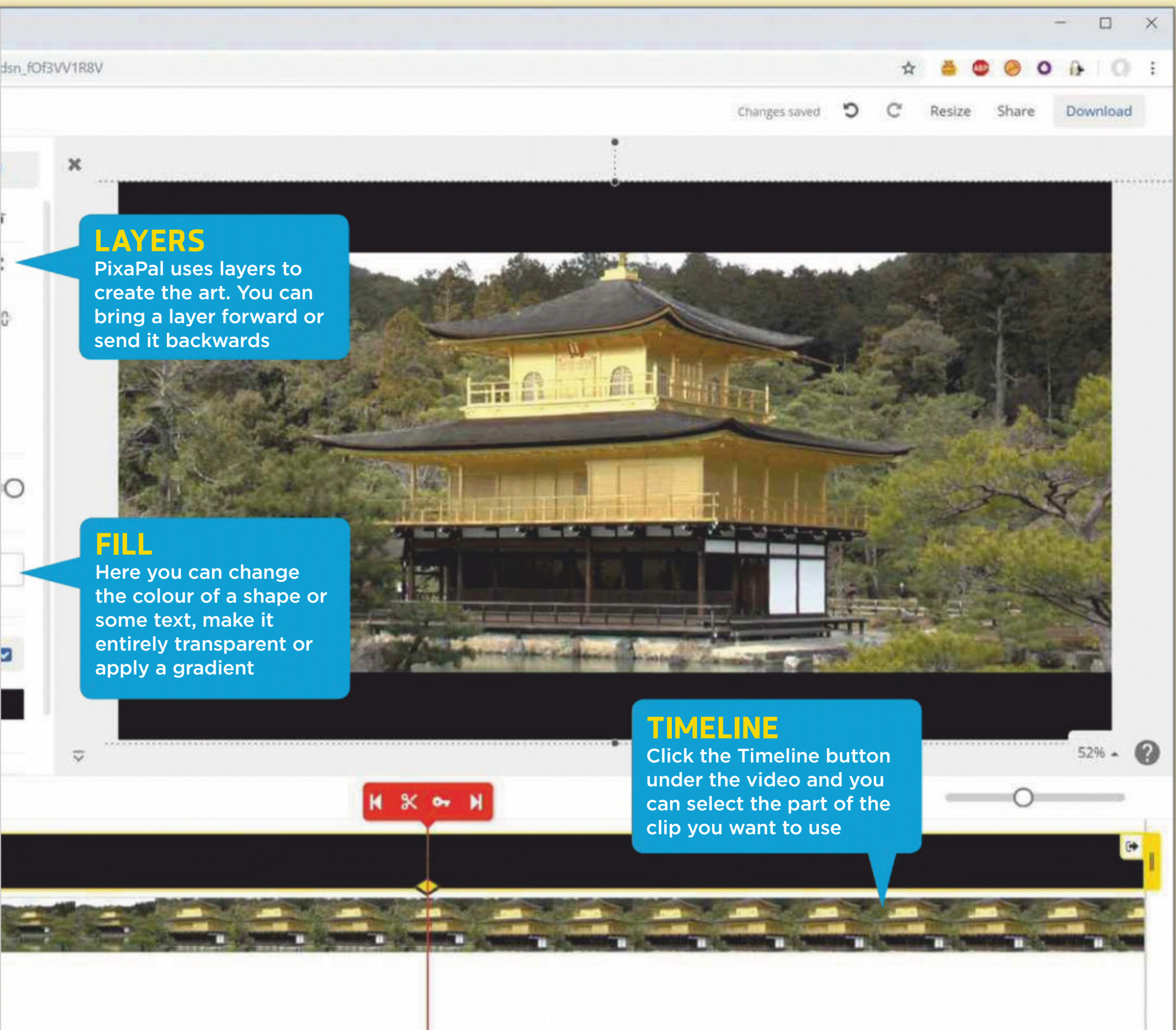
4 Drag a video to the canvas, then click it to reveal the controls. Resize the item using the handles **1** or by clicking and dragging in the dimension boxes. **2** The numbers in the X and Y boxes **3** move the video up, down, left and right. You can also rotate the clip **4** and add rounded corners. **5**



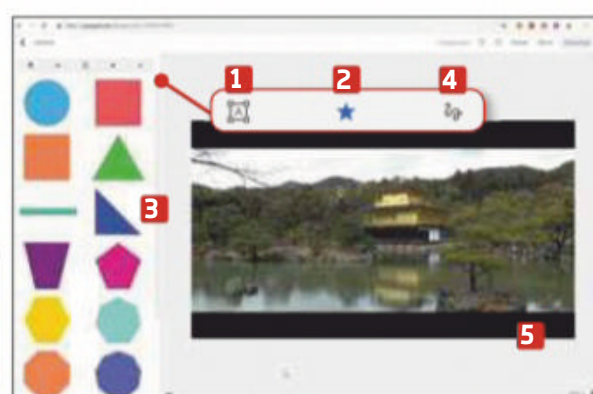
5 Change the playback rate **1** to speed up the video or slow it down. Adjusting the opacity makes the video transparent. **2** PixaPal offers a selection of filters that you can apply, **3** including greyscale, vintage and bounce. Use the sliders below **4** to customise the filter.

PROJECT NAME

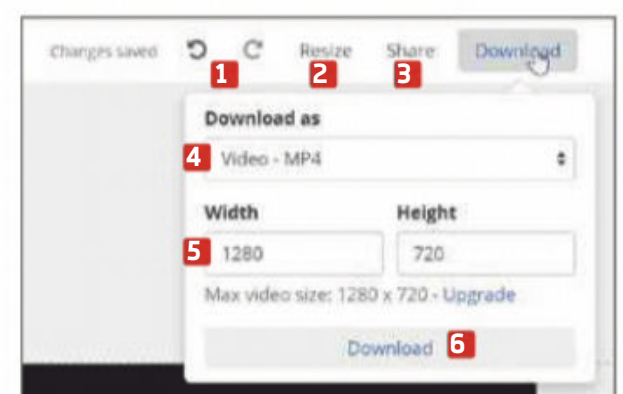
Click Untitled at the top of the page to give your project a new, more descriptive name



6 The Stroke option **1** lets you add a frame around the image. Click the drop-down menu **2** to choose the type of line you want. You can adjust its thickness **3** and change its colour. **4** To add more content, including additional videos, text, shapes and drawings, click the pencil icon under Fill. **5**



7 Click the Text icon **1** to add text in a choice of typefaces. The star icon **2** lets you add shapes, **3** while Draw **4** offers a selection of line styles, which you can customise. If you make a transparent square, then apply a thick stroke and resize it, you can create cinema-style black bars at the top and bottom. **5**



8 You can undo or redo an action **1** at any time, and resize your finished project, **2** or share it **3** either by email or by sending a link. You can also download the finished creation as a video file (MP4), an image (JPEG, PNG, SVG), a GIF or a PDF. **4** Select a size, **5** then click the Download button **6** and wait.



Save and sync passwords securely with Firefox Lockbox

Firefox Lockbox: lockbox.firefox.com | 20 mins | Android iOS



EXPERT TIP

Steve Clark says

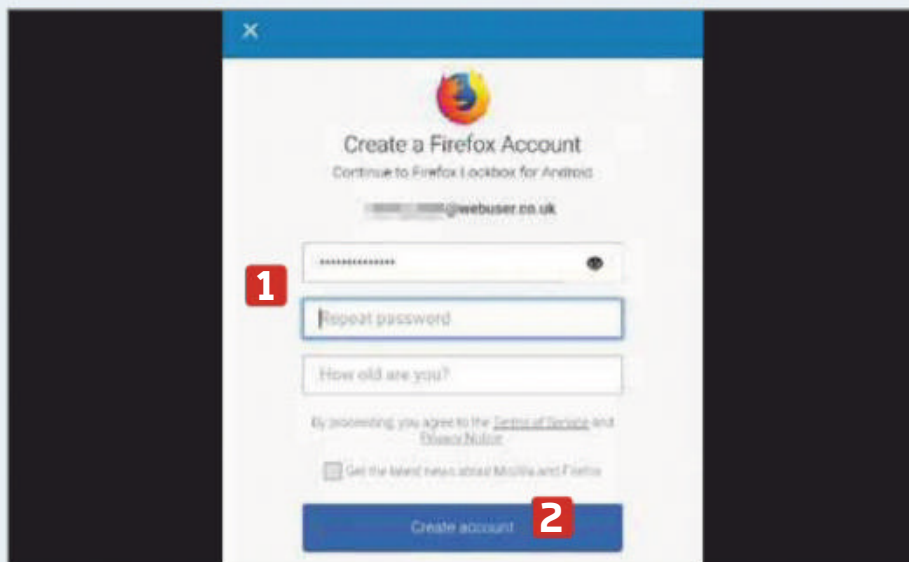
Editing your logins in the app is quick and easy, but what if you change your mind about using it and need to delete all your data? Instead of removing entries one by one, head to the menu settings, open Account and tap that big red Disconnect Firefox Lockbox button. This will delete any logins synced to the app, although they're still safely stored in your Firefox browser.



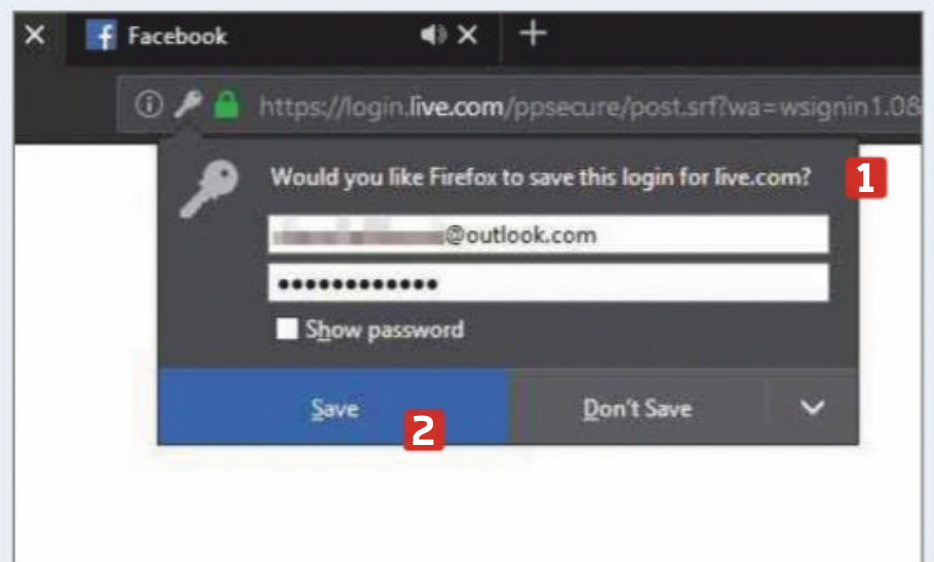
Mozilla's Firefox Lockbox has been available on iPhones and iPads for a while, and now it has finally arrived on Android. This streamlined password manager promises to make the process of logging in securely to all your favourite websites much easier, so you won't be left scratching your head as you try to remember your usernames and passwords.

It's not as feature-rich as other popular password managers such as LastPass and DashLane, but that's no bad thing. Lockbox is a simple app that does one task exceptionally well: encrypting and securely storing usernames and passwords.

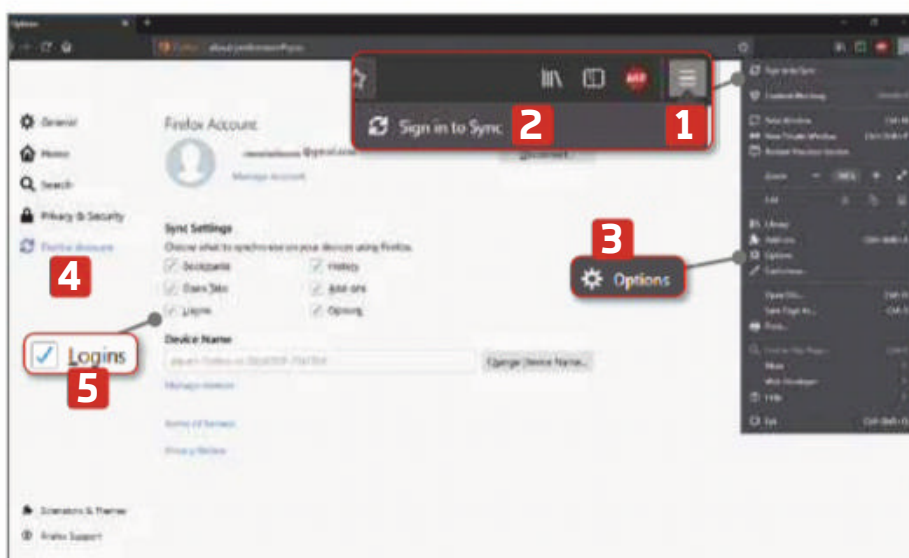
The app works best when used with the Firefox browser to sync your login details on all your devices. However, Firefox Lockbox is also a standalone app that works seamlessly with other browsers and apps.



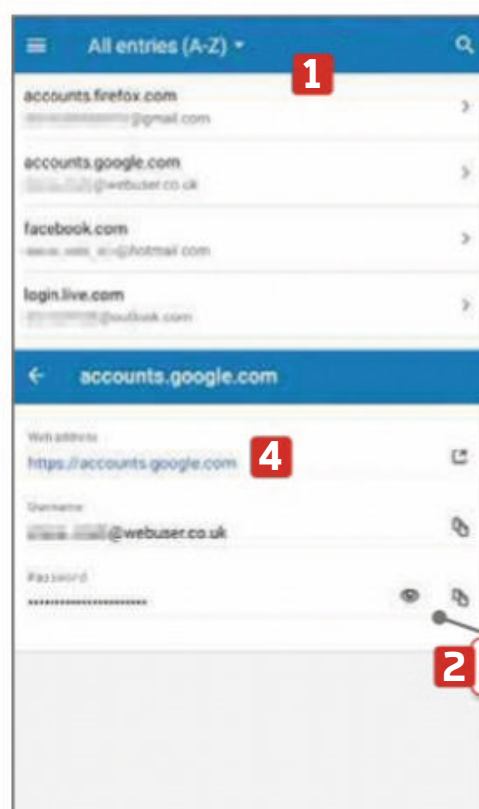
1 Before you can use Firefox Lockbox, you need a Firefox account. If you don't already have one, type your email address into the box, click Continue, then add a password and give your age. **1** Press 'Create account' **2** and the app will send you a verification email. Once you've confirmed your email, you can add fingerprint access or tap Skip For Now.



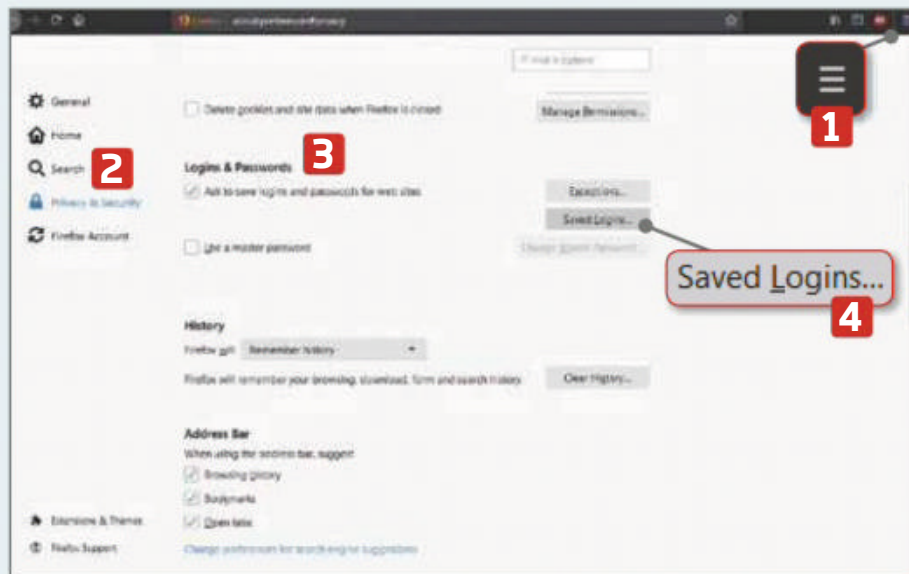
2 Lockbox is empty when you first sign in because you haven't yet synced it with your desktop browser. Open Firefox and, if you haven't already, use it to sign into a site that requires a password, such as your email or social media accounts. When Firefox asks if you want to save this login, **1** click Save **2** to store your password securely.



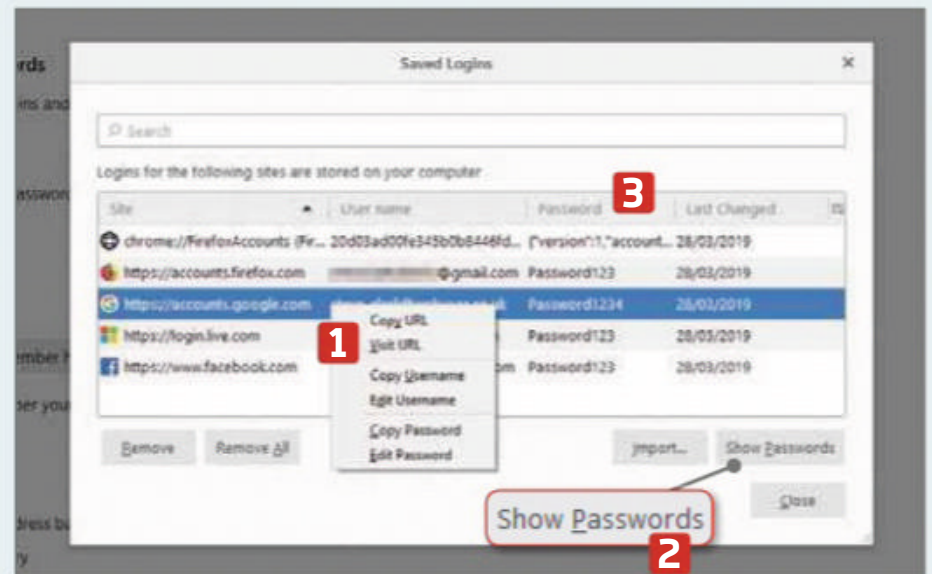
3 To set up syncing, click the three-line menu button in the browser **1** and select 'Sign in to Sync'. **2** On the next page, choose Sign In and enter your details – Lockbox even saves this password. Next, in the browser menu, click Options, **3** followed by Firefox Account. **4** Under Sync Settings, tick the box labelled Logins. **5**



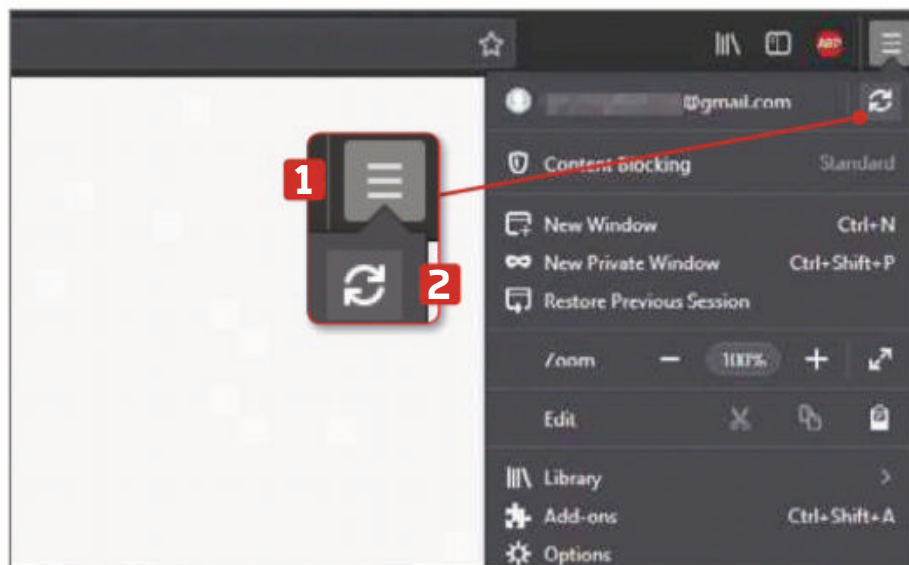
4 Now it's time to check that it works. Open the Lockbox app and you should see a list of saved accounts with URLs and usernames (passwords remain hidden). **1** Tap any account for more details, including the option to view the username and password **2** or copy it. **3** Now tap the URL at the top of the entry. **4** If it logs you in instantly, it works.



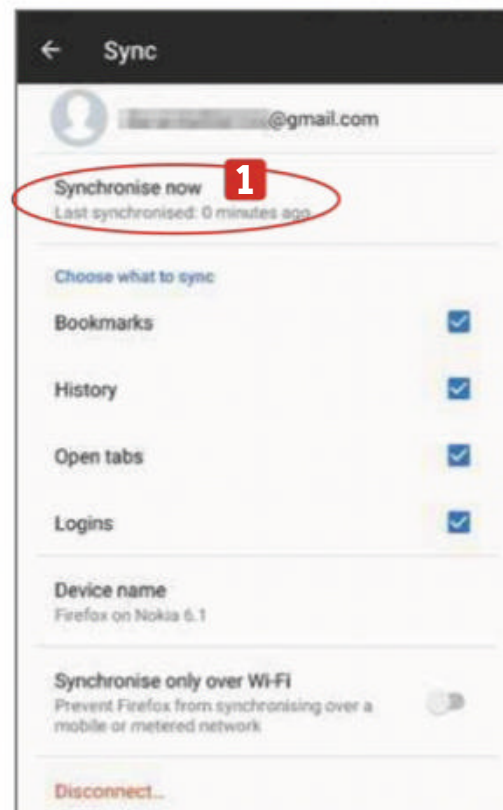
5 To remove or change a saved login, open the Firefox browser on your PC or phone. On your PC, click the menu button, **1** then go to Options, Privacy & Security. **2** Scroll down to Logins & Passwords **3** and select Saved Logins. **4** To do the same in iOS or Android, click Firefox's three-dot menu button, open Settings, then click Privacy, 'Manage logins'.



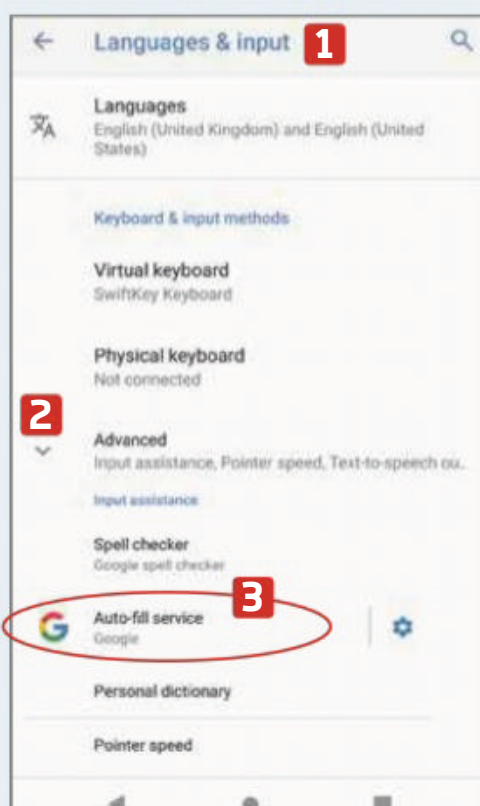
6 Right-click an entry to copy or visit the URL, copy the username and password or edit them. **1** To edit a password, click Show Passwords, **2** then double-click the password box. **3** After adding the new password, press Enter and click Hide Passwords. On the mobile app, tap an entry to access the same options – but note, you can't edit passwords.



7 Syncing happens automatically, but you can give it a nudge if you like. To sync manually from your desktop, first click the menu button in the browser. **1** If you're signed in, you'll see a Sync icon next to your username. **2** Click this, then open the Lockbox app on your phone. Pull down on the home screen to refresh the list and synchronise Lockbox.



8 Syncing your logins manually from mobile devices is slightly different. In both iOS and Android, open the browser, tap the three dots and select Settings. Head into your Firefox Account, where you'll see 'Synchronise now' under your username. **1** Tap it to begin syncing, then open Lockbox. Pull down the screen on the logins page to finalise the sync process.



9 When you first open Lockbox, it asks if you want to make it your default autofill service – but don't worry if you missed your chance, because you can change it easily later. In Android, open your phone's Settings, open System, then press 'Languages & input'. **1** Tap the arrow **2** to see Advanced options, then select 'Auto-fill service'. **3** Tick the box next to Lockbox, then confirm your choice by pressing OK in the follow-up box.



10 To set iOS so that it uses Lockbox as its primary autofill service, open Settings, **1** then tap the Passwords & Accounts menu **2** and select AutoFill Passwords. **3** Select Lockbox **4** and follow the prompts to log in if you're not already. The app can then manage and fill in your passwords.



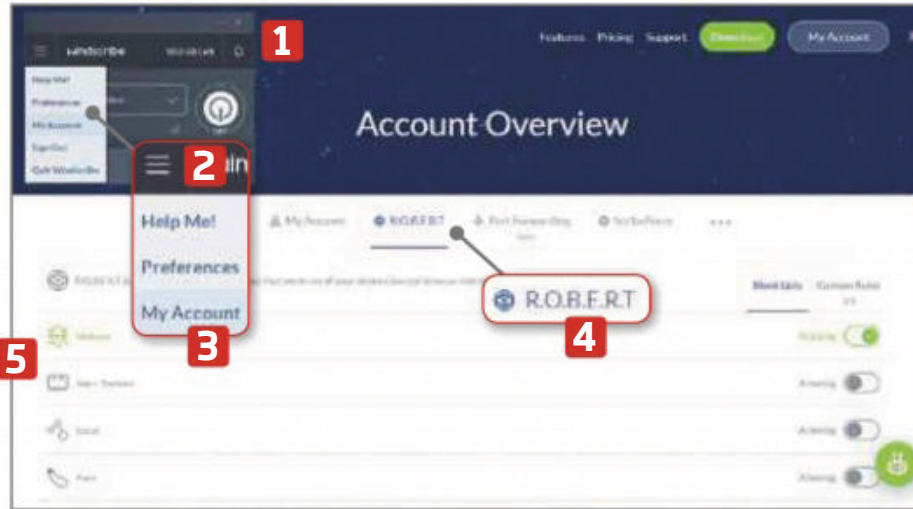
Block malware with Windscribe's ROBERT

Meet ROBERT, Windscribe VPN's powerful malware and ad blocker. It works at a DNS level, which means it protects you against internet nasties before they reach your device, and was recently updated with more blocking

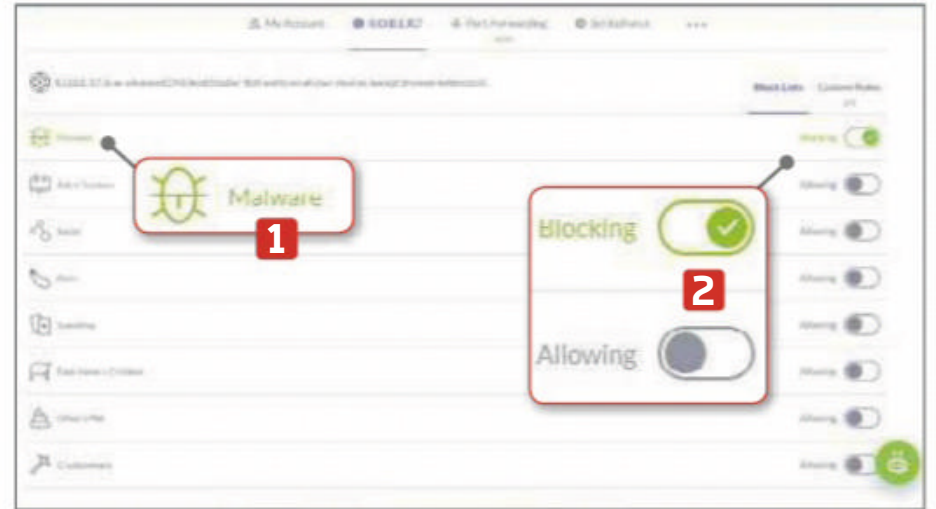
options for Pro users, as well as custom URL whitelists. If you sign up for a free account, you can add and verify your email address to bump up the basic 2GB of data to 10GB.



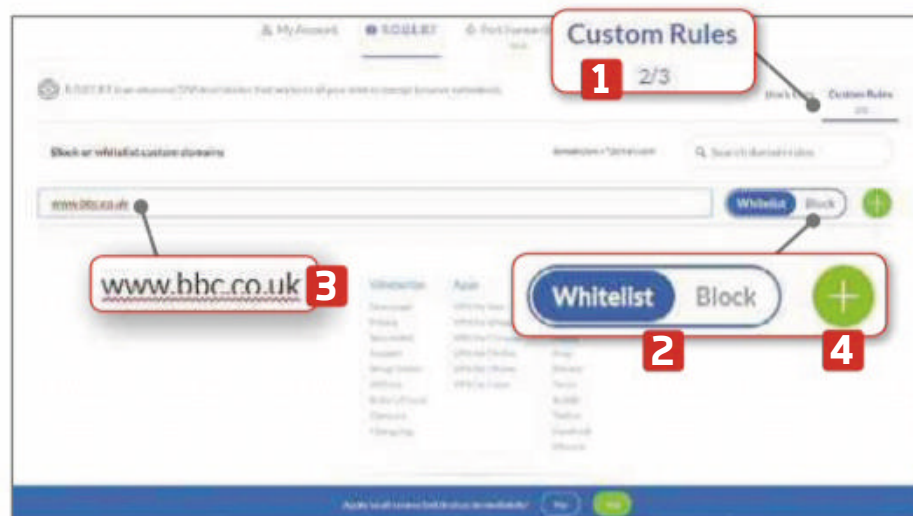
Windscribe: windscribe.com | 10 mins | Windows macOS iOS Android



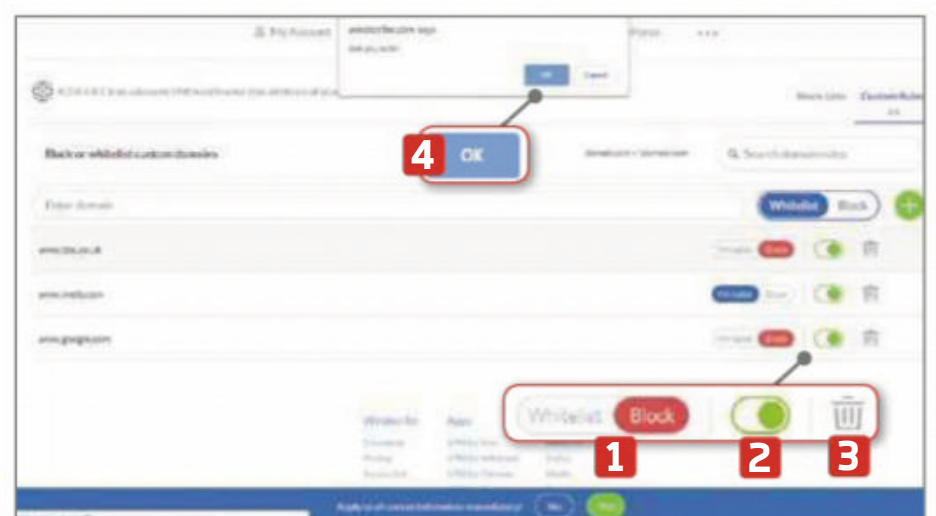
1 Launch the Windscribe software **1** and click the three-line menu **2** to find My Account, **3** which opens a new page in your browser. Select the R.O.B.E.R.T. tab, **4** where you'll see a list of everything ROBERT can block, from malware to fake news. **5**



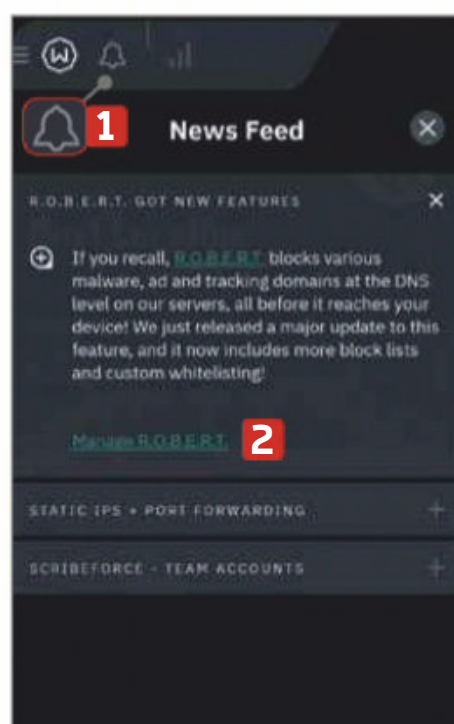
2 Free accounts are limited to malware blocking, **1** which is active by default. If you pay for a Pro account, you can toggle the other options On or Off. **2** The VPN blocks suspect connections automatically depending on your choices. This happens on the server before they reach your computer.



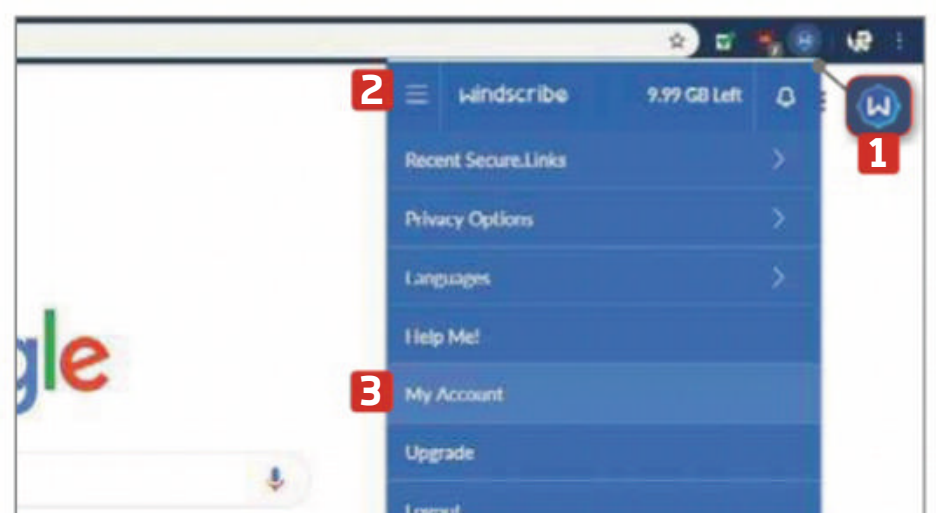
3 Click Custom Rules. **1** Here you can add three domains to the block list for free, or 1,000 if you're a Pro subscriber. Use the toggle switch to Whitelist or Block domains, **2** then enter a URL into the domain box. **3** Press Enter or the green plus button **4** to add the URL to your domain list.



4 Each domain you enter has three options next to it. The first lets you whitelist the domain or block it. **1** The second turns the rule on or off. **2** Click the dustbin to remove a domain, **3** then OK **4** to confirm. You'll need to do this if you make a mistake because you can't edit your entries.



5 Windscribe is available for desktop and mobile operating systems (windscribe.com/download), but it's not easy to navigate to ROBERT from the Android and iPhone app. To configure ROBERT from your phone, try tapping the bell icon, **1** which opens Windscribe's news feed and may contain a link. **2** Failing that, open your phone's browser and visit windscribe.com/myaccount, then follow steps 1 to 4.



6 ROBERT's powerful blockers won't work on extensions, but a browser tool for Chrome, Firefox and Opera lets you access its settings. Click the Windscribe icon, **1** then the three-line menu **2** to select My Account. **3** This opens your details in a new tab, where you can repeat steps 1 to 4.



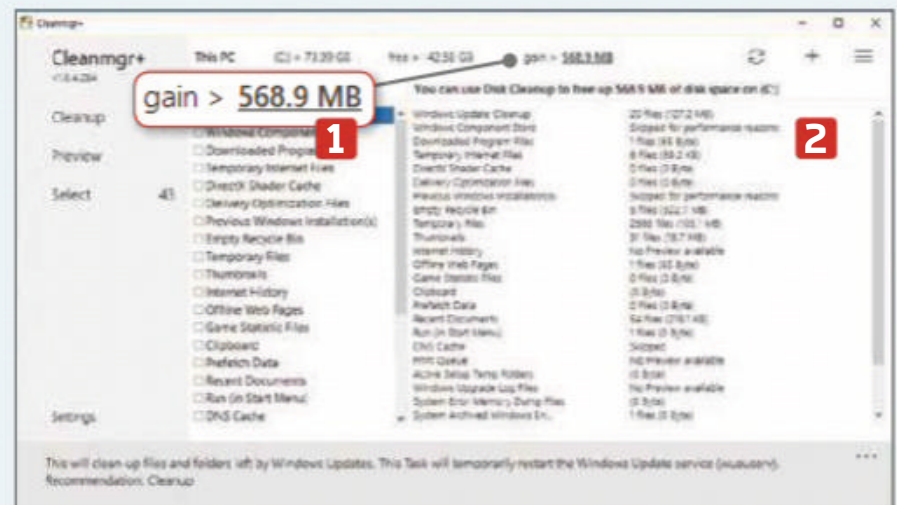
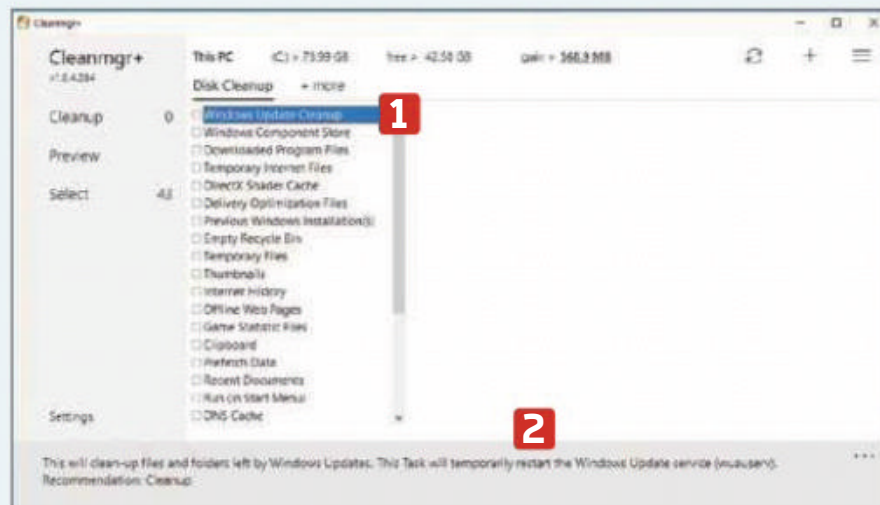
Replace Disk Cleanup before it vanishes

Microsoft has abandoned its faithful old Windows Disk Cleanup tool, and at some point it will disappear from the operating system completely. Cleanmgr+ is a new, modern alternative that does everything Microsoft's

tool does and more. Note that although this software is stable, it's constantly being developed, so we'd advise backing up your PC before you install it.

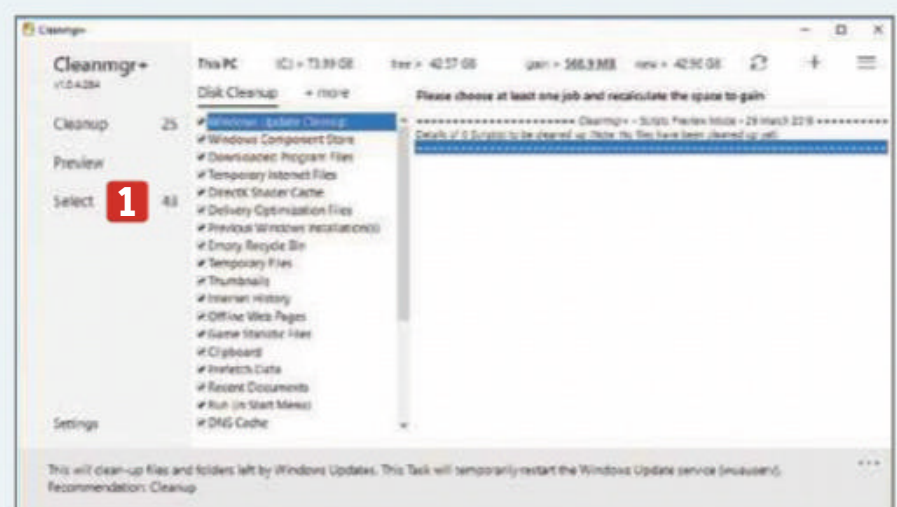
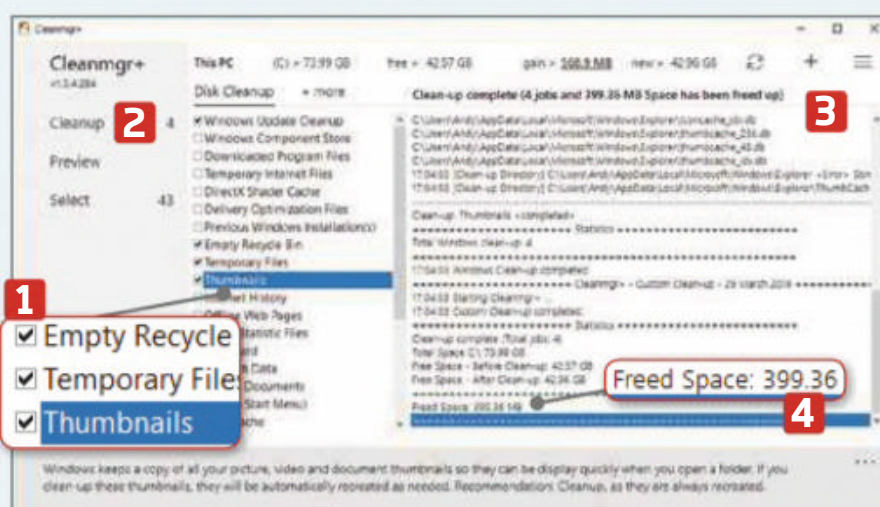


Cleanmgr+: bit.ly/clnm473 | ⌚ 20 mins | 🖥️ Windows 8, 10



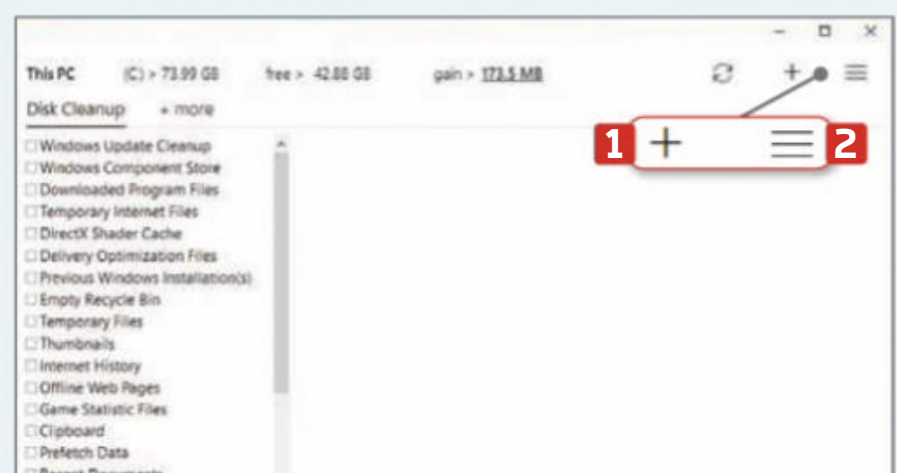
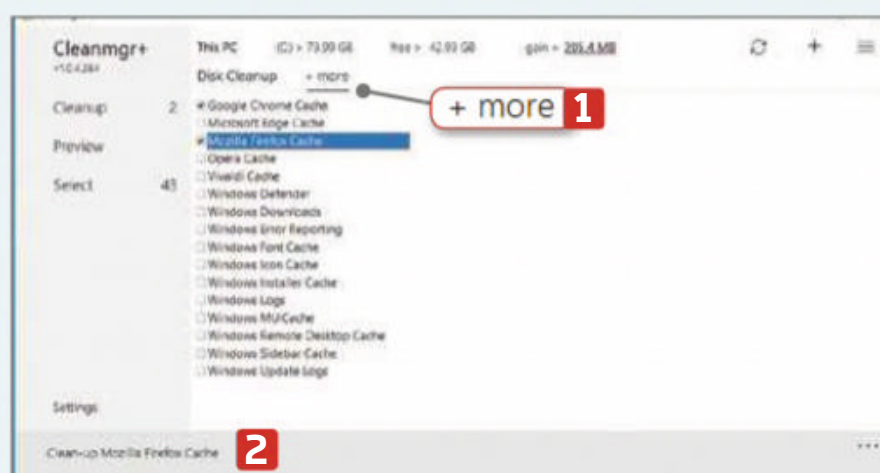
1 When you first load Cleanmgr+, you'll see a list of cleanup options. **1** These will be familiar to anyone who has used Windows Disk Cleanup, because they're exactly the same. To find out what each one does, click it and read the information that appears below. **2**

2 Click the number next to 'gain' **1** for a breakdown of exactly how much space each option will save you. **2** You can use this information to decide whether a particular box is worth ticking or not. The main number tells you how much space you'd save if you selected everything.



3 Tick the box next to each item you want to clean, **1** then click Cleanup. **2** Click Yes to confirm your selection, and Cleanmgr+ will get to work. You can see what it's doing in the panel on the right. **3** When it's finished, it tells you how much space it has reclaimed. **4**

4 If you want to clean everything, click Select. **1** This ticks all the boxes and asks you to confirm the riskier options, such as removing the Windows key from the Registry - we'd say no to that one. Picking and choosing is better, however, as some of the options provide little benefit.



5 Cleanmgr+ has some additional tools over Disk Cleanup - click '+ more' **1** to see a list. Clicking each one tells you what it does **2** but not how much space it can save. Most of them simply empty a program's cache, so only tick them if you've used the software and value space over speed.

6 The '+' button **1** lets you import scripts into the software. Keep an eye out for new scripts on the website. The menu button **2** provides quick access to Windows' other cleanup tools and Cleanmgr+'s Settings, so you can tweak how it works.

Weekend Project

Get to grips with some serious tech tinkering to boost your computer and other devices




How to...

Breathe new life into your old devices

Have you got an old PC stashed in the attic or hard drives hidden under the stairs? **Wayne Williams** has some ideas for reviving them

If you're anything like us, you probably have old hardware sitting around gathering dust in the loft, the garage or the cupboard under the stairs. Printers and scanners, hard drives with low storage capacities, outdated routers and even PCs are likely candidates. They're all items you no longer have a specific use for because new hardware has come into your life to replace them, but you don't want to throw them out because you never know when they might come in handy.

Well, that day has finally arrived. In this Weekend Project, we'll help you re-evaluate your old hardware and find creative new uses for it.



Scanners and printers

Scanner technology hasn't changed much in recent years. Many of us put our scanners away just because they take up too much space and we don't use them very often. If your device is very old, however, you may have abandoned it because it doesn't work with a new PC.

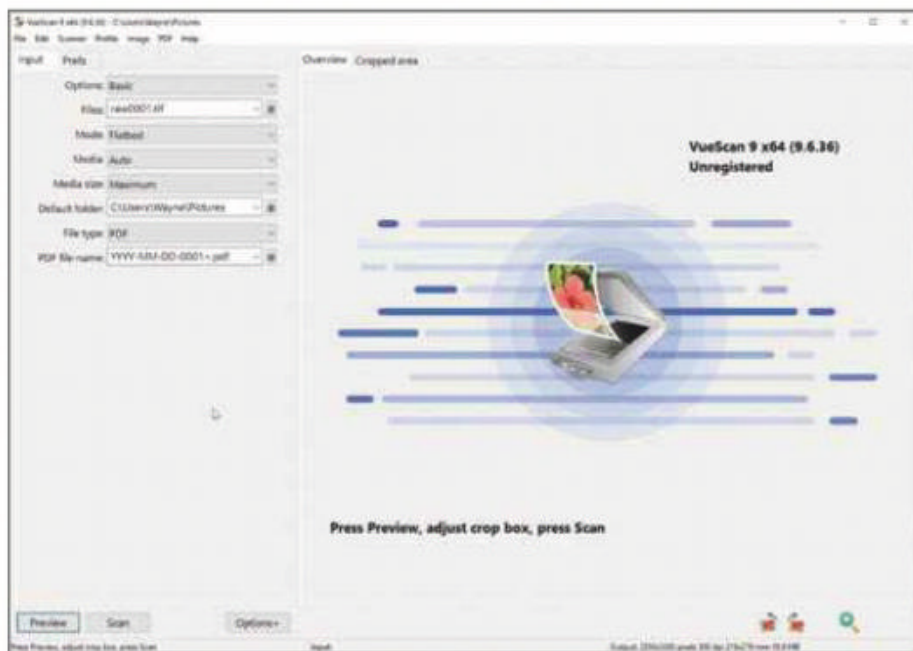
If you've simply tidied your scanner away because it's cluttering up the place, it may be time to dig it out and get it

working again so you can finally digitise all those old photos before they fade away. Unless your scanner is really old, there's a good chance the manufacturer will have created new drivers that work with your current operating system. Check the company's website to see if you can find any compatible software.

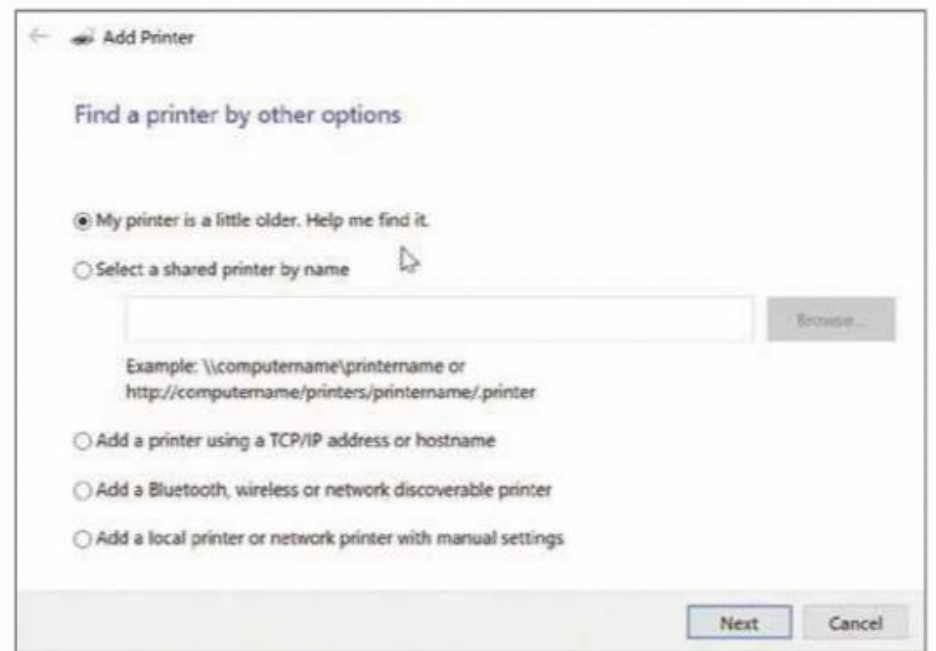
If there are no new drivers available, VueScan (www.hamrick.com) could be the answer. The makers of this

multipurpose scanning tool say it works with more than 5,600 scanners, and although it isn't free (the standard edition costs £22.89), you can download and try it before you commit to paying. If your PC lacks the correct port for the scanner (serial or parallel, perhaps), buy a cheap USB adapter from Amazon or eBay.

The same adapters are available for printers. Again, you should be able to find compatible drivers from the



If you can't find new drivers for your old scanner on the manufacturer's website, you may be able to use VueScan instead



Windows 10 can help you dig out the drivers you need to get your old printer working again

manufacturer's website, or sometimes Windows 10 can find them for you. Open Settings, select Devices, 'Printers & scanners' and click 'Add a printer or scanner'. Wait for 'The printer I want isn't listed' to appear, then tick the option 'My printer is a little older. Help me find it'. If you haven't used your printer for a long time, you'll probably have to throw away all your ink cartridges and buy new ones, and also run a deep clean (or three) to clear the nozzle heads. However, if the printer hasn't been out of use for too long, simply submerging the ink cartridges in a bowl of warm water for a while and using a cotton bud to clean the area where the ink comes out may be enough to get them working again.

Monitors

If you have a spare computer monitor, it's probably because you replaced it with a larger, more up-to-date model,

or because you bought a new PC that came with its own screen. Either way, as long as the monitor still works and you have enough space on your desk, you can bring it back into service by setting it up as a second screen. This essentially expands your Windows desktop across two (or more) displays, giving you a lot more room to work with. You can then dedicate one screen to email or social media, for example, while using the other to work on. Alternatively, you could use the second screen to watch TV programmes and films that don't require your complete attention while you get on with other tasks.

To work with a second screen, your computer must have a graphics card with two or more compatible ports. If yours does, the process is very straightforward. We show you how to do it in our Mini Workshop, below.

Hard drives

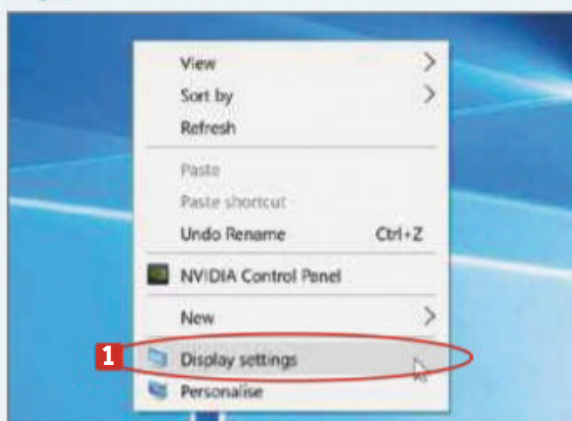
As long as your old hard drive works properly, you can use it as additional storage. Buy an external enclosure and you can turn your internal 3.5in or 2.5in hard drive into a USB-connected storage device. A hard drive docking station also lets you plug in any drive quickly.

If you have a handful of old drives, you may prefer to use them in a network-attached storage (NAS) device, which works as a central repository for all your media, documents and backups. The easiest way to create one is to use FreeNAS (web.freenas.org), which runs directly from a USB flash drive that you plug into your PC.

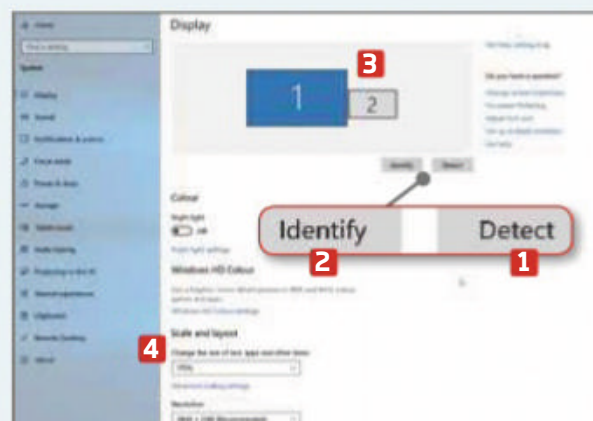
You'll probably want to erase any data from your old hard drives before you put them to new uses. You can format them in Windows or use CCleaner (www.ccleaner.com), which offers a drive wiper in its Tools section.



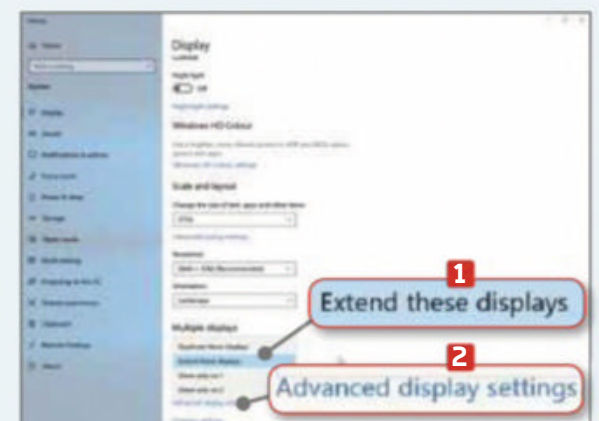
MINI WORKSHOP | Add a second screen to your PC



1 Start by turning off your PC and connecting both screens to it using the appropriate cables. Turn your computer back on and Windows should automatically recognise both displays. To manage the screen order and how they work, right-click a blank area of your desktop and select 'Display settings'. **1**







2 If the second monitor doesn't appear in the settings, click Detect. **1** Clicking Identify **2** flashes up a number on each screen, so you can tell which is which. You can then rearrange the displays by clicking and dragging them in the settings. **3** Set the main one as your primary screen, then adjust the scale, layout and resolution for it. **4**



3 Under 'Multiple displays' make sure 'Extend these displays' is selected **1** so that Windows treats both screens as one extended monitor. Alternatively, you can duplicate the displays or show the image on just the first or second screen. In 'Advanced display settings', you can find details of either screen's resolution, refresh rate and so on.

Broadband Deals

Call **FREE** on **0800 083 2357** to switch your broadband

	Provider	Package name	Monthly price	Contract length	Broadband speed	Allowance	First-year cost*
1		TalkTalk:Fast Broadband	£17.00 (£27 after 12 months)	12 months	11Mbps avg. speed	∞ unlimited	CHEAPEST £204.00
2		Sky: Broadband Unlimited	£18.00 (£31 after 18 months)	18 months	11Mbps avg. speed	∞ unlimited*	£216.00
3		Shell Energy: Fast Broadband	£19.99	18 months	11Mbps avg. speed	∞ unlimited	£239.88
4		Virgin Media: Player Bundle + Fibre Broadband + Weekend Calls	£33.00 (£51 after 12 months)	12 months	54Mbps avg. speed	∞ unlimited	£396.00

Terms & Conditions apply - see ISP sites for details

* Fair-usage or restriction policy applies.

Data supplied by www.broadbandgenie.co.uk. Correct as of 2 April 2019.

Ofcom

Broadband Genie's helpline is powered by Simplify Digital, the Ofcom-accredited switching service

In the next issue of our sister title Computeractive...

**SNEAK
PREVIEW!**

Computer
active

• **WHAT YOU MUST UNINSTALL... NOW!**
30 once-great programs you should replace with NEW & BETTER alternatives

• **HOW TO CUSTOM-BUILD YOUR PC** Get exactly what you want (and save money!)

Subscribe at www.getcomputeractive.co.uk

• **USE THE BEST VPN FOR YOUR PHONE & TABLET** Access blocked websites - wherever you are!

PLUS: REVERSE WINDOWS' APRIL UPDATE... If it proves disastrous

**On sale
Weds
24 April**



```

C:\> Command Prompt

Microsoft Windows [Version 10.0.17763.379]
(c) 2018 Microsoft Corporation. All rights reserved.

C:\Users\Wayne>wmic diskdrive get model,status
Model                               Status
Seagate Expansion Desk SCSI Disk Device OK
ST2000DM001-1ER164                  OK
WDC WD40EZRZ-00WN9B0                OK
SanDisk Ultra II 960GB              OK

C:\Users\Wayne>

```

Check that your old hard drives are still healthy using the Windows command prompt

Hard drives have a built-in feature called Self-Monitoring, Analysis, and Reporting Technology (S.M.A.R.T.), which lets you check the drive's health. To do this in Windows, press Windows+R, type `cmd` and press Enter. In the command prompt window, type `wmic diskdrive get model,status`. It should report the status of your drives as OK. If you see 'Pred Fail' next to one, it means the drive has problems.

Computers

There are plenty of potential uses for an old PC. If it's too old to handle the latest versions of Windows, you can install a less demanding Linux operating system instead or turn it into a Chromebox, which runs a version of Google's cloud-based Chrome OS. The easiest way to do the latter is to install CloudReady: Home Edition (www.neverware.com). You need to copy CloudReady to a USB flash

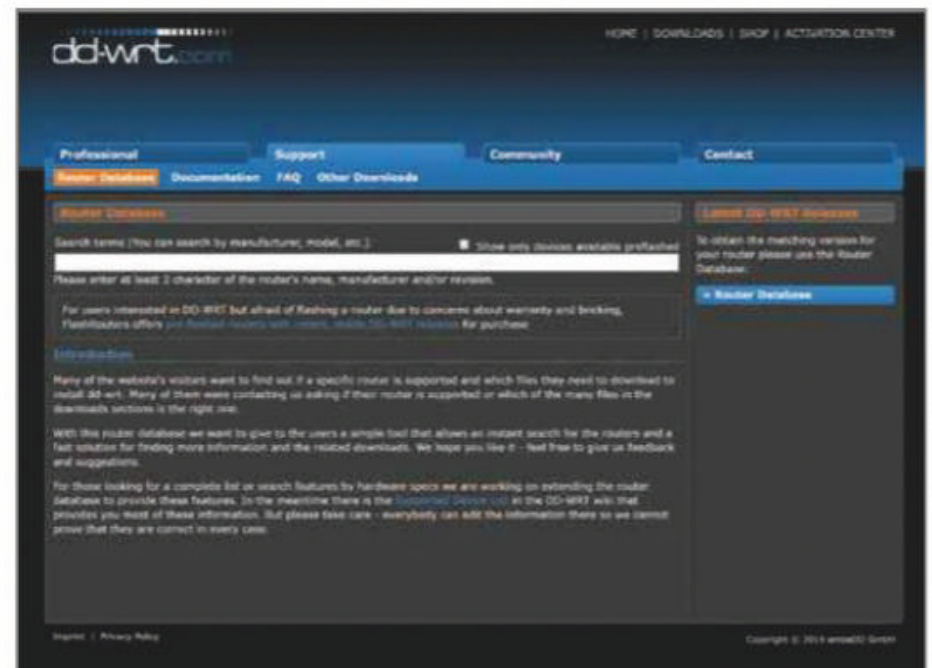
drive, then boot into it and install the operating system on your laptop.

There are several lightweight versions of Linux that are worth trying, including the recently updated Puppy Linux (puppylinux.com), Lubuntu (lubuntu.net) and Peppermint OS (peppermintos.com).

If you decide you don't need another general-purpose PC, you could turn your



A USB docking station lets you plug in an old drive to access its contents in Windows

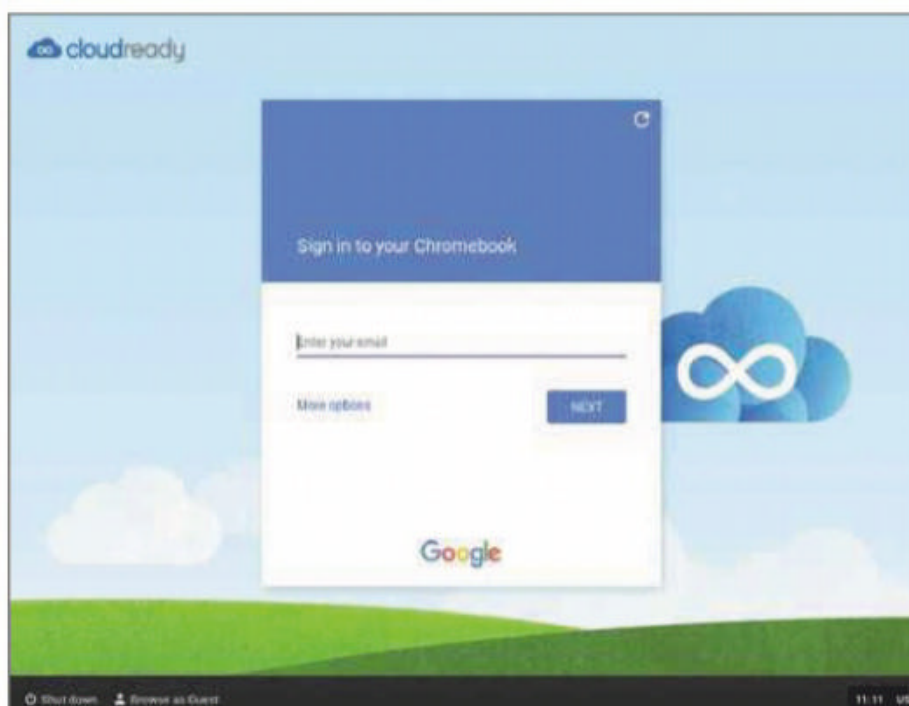


If the DD-WRT website says your old router is compatible, you can use the DD-WRT firmware to upgrade it and add new features

old computer into a dedicated home media centre by installing Kodi (kodi.tv). You can then use it to watch videos on the PC's monitor or connect it to your TV, provided your PC has an HDMI or DVI port. You can buy a cheap adapter if it doesn't already have one.

Routers

If your home Wi-Fi signal is patchy, boosting the signal with one or more range extenders can make a huge difference. Instead of buying one, you can use a spare router, although you'll need to put some work in first. Some routers come with this feature built in, so log in and check the settings to see if you can find it. If you can't, consider replacing the router's firmware (its built-in software) with DD-WRT (dd-wrt.com). First go to bit.ly/ddwrt473 to check that your router is supported. If it is, follow the instructions to install it. ■



CloudReady can turn an old PC into a Chromebox computer, which runs Google's operating system and apps



Peppermint OS is an excellent lightweight Linux distribution that's perfect for an old computer

NEXT ISSUE

How To... Add Wi-Fi to your car

On sale
Wednesday
1 May

SUBSCRIBE NOW!



Subscribe to **Webuser** today and save on the single issue price.

Each issue of **Web user** will be delivered directly to your device each fortnight.

SEE NEXT PAGE FOR SET-UP INSTRUCTIONS

HOW TO SUBSCRIBE...

...on an iPad or iPhone

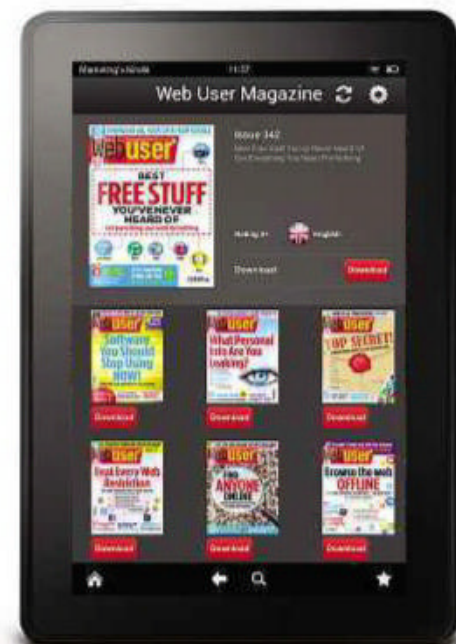
- STEP 1** Return to the **Web user library**
- STEP 2** Choose your subscription term and tap twice on the 'price' box
- STEP 3** Choose whether to create an optional **PixelMags** account
- STEP 4** Enter your **Apple ID password** to confirm



...on a Kindle Fire

Kindle Fire subscriptions come with a **FREE** one month trial.

- STEP 1** Tap '**Free Trial Subscription**' in the **Web user library**
- STEP 2** Choose your subscription term from the drop down menu on the popup that appears
- STEP 3** Tap '**Subscribe**'



...via the Zinio app

- STEP 1** Search for **Web user** via the search box in the **Shop tab**
- STEP 2** Tap the '**Subscribe**' button
- STEP 3** Choose whether to create an optional **Zinio** account
- STEP 4** Enter your **Apple ID password** to confirm



Subscribe to *Web user* today and save on the single issue price



Web User Masterclass

Create time-saving mobile shortcuts on Android and iOS devices

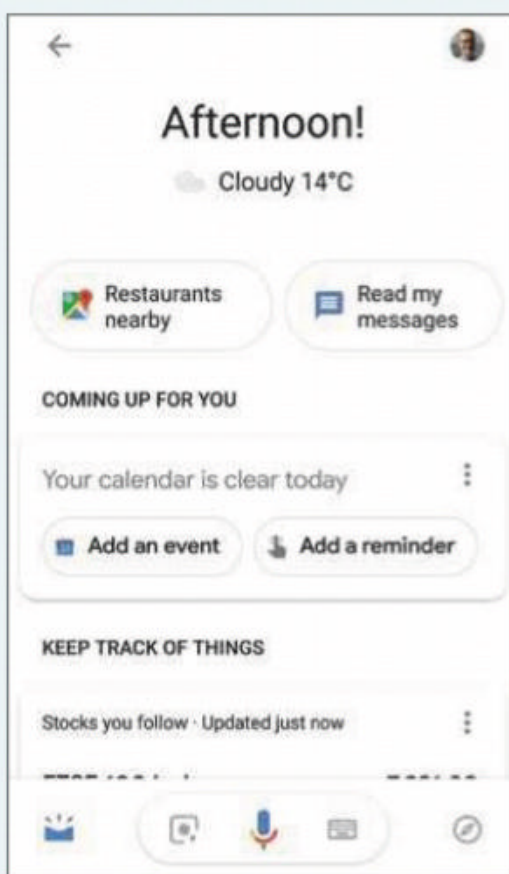


Activate Google Assistant

Google Assistant is built into many recent Android devices and can be added to older ones that don't have it, provided they are running at least Android 5. It can even be installed on iOS devices.

To activate Google Assistant on Android, press and hold the Home button until it slides up from the bottom of the screen. On some phones, with the right settings enabled, you may be able to activate it simply by saying "OK Google". If none of this works, you probably don't have Assistant installed. Open the Google Play store (or the iOS App Store), search for Google Assistant and install it. Tap the app to start it. On an iPhone, you can do similar things with Siri (see opposite) but many iOS users prefer Google Assistant.

Google Assistant is great on Android and is available on iOS devices, too



If you see words that look like they've been typed in a typewriter, follow the instructions and type them exactly as they appear, paying close attention to spaces and punctuation.

message. Google Assistant distinguishes between home and work numbers, so you could say "OK Google, Text Bob, work, I will be 15 minutes late for the meeting".



Use Google Assistant Routines

Google Assistant Routines are spoken commands that perform multiple actions. For example, turn on your phone when you wake in the morning and say "Good morning" to activate the routine associated with this phrase. This could include taking the phone off silent mode, telling you the weather forecast, checking the traffic for your commute, listing your appointments for the day and reading the news.



Perform quick actions

Press and hold the Home button or say "OK Google" or "Hey Google" and swipe up to show Assistant. Swipe up again to browse the actions and things you can say. The suggestions are organised into sections. Tap the arrows next to them to browse the full list.



Say your shopping list

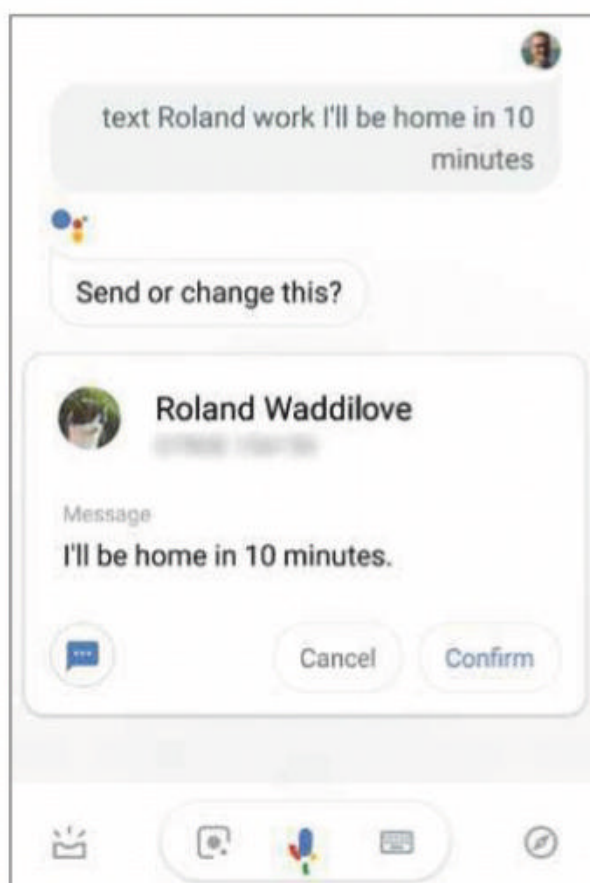
A simple use of Google Assistant is to create a shopping list. Say "OK Google" followed by "Add X to my shopping list", where X is the name of the item to add, such as potatoes, carrots, cereal, butter, milk or whatever you need. Say "Show my shopping list" to see what's on the list. More items can be added or removed.



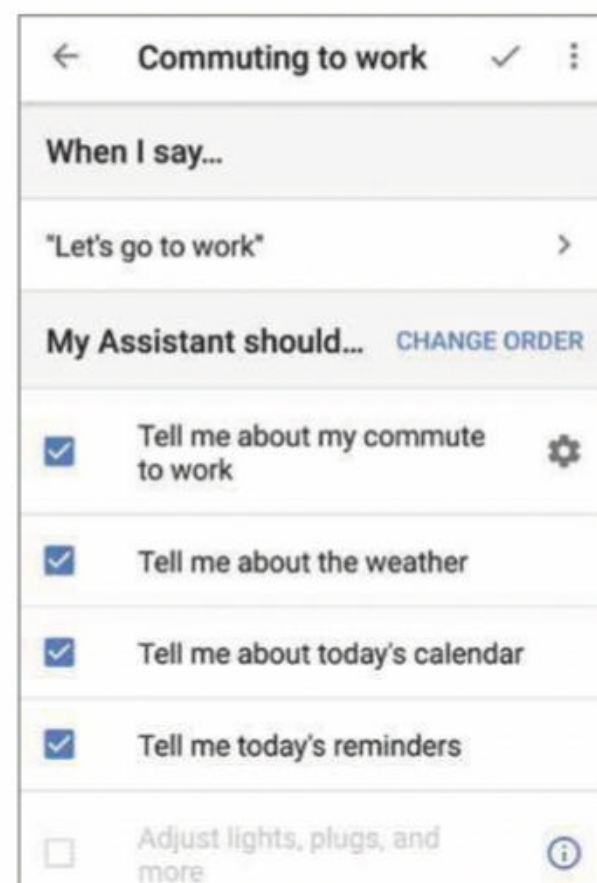
Speak your text messages

If you find typing on a mobile device awkward, you can dictate a text message to Google Assistant and send it to anyone in your Contacts app. Just

say "OK Google, text..." and say the person's name. Follow this by saying the



Send text messages by dictating them to Google Assistant



Google Assistant Routines perform multiple actions with a single command



To see a list of ready-made routines, press and hold the phone's Home button or say "OK Google". Swipe up to make it full screen, tap your avatar in the top-right corner and press Settings. Tap the Assistant tab, then tap Routines.

These ready-to-use routines can be customised. Press a routine to list its actions and use the tickboxes to enable or disable them. You can add other actions to the list by scrolling down to the bottom and pressing the 'Add Action' link. Type anything you might say to Google Assistant, such as "What is the time in New York" or "Set the volume to 50%".

Back at the Actions list for a routine, tap the Change Order link and drag the actions to rearrange them. For example, you might want to hear about today's appointments before the weather report, rather than after it.

Use Siri to perform actions

If your iPhone has a Home button, press and hold it until Siri activates, otherwise press and hold the right side button. Siri can also be summoned by saying "Hey Siri". You can tell Siri to perform many of the functions that are built into iOS. For example, if you can't see your iPhone's screen on a sunny day, you can brighten it up by saying "Hey Siri, increase the brightness".

Complex actions with multiple elements can be performed, too, such as "Send email to [name] about [subject] and say [message]". You can also say "Read my new messages" or "Check email."

Add Siri shortcuts

Check whether the apps installed on your iPhone have an 'Add to Siri' button. Not all do, but when you find one that does, tapping it will create a shortcut, which is a spoken phrase to perform an action within the app.

Shortcuts can also be created from the iOS Settings app. Open Settings and tap 'Siri & Search', then press All Shortcuts to display a list of common shortcuts, such as getting directions from maps, seeing the latest news stories in the News app, calling people's phone numbers and so on.

Tap See All to see the full list in each section and tap the plus button to create a shortcut. Speak the phrase you want to use, such as "See today's news" and a shortcut will be created.

To see your shortcuts, go to Settings, 'Siri & Search', My Shortcuts. To use a shortcut, say "Hey Siri..." followed by the phrase you recorded when creating it.

TAKE IT TO THE NEXT LEVEL

More advanced tips for when you're feeling brave

Create Google Assistant Routines

There are several ready-made routines in Google Assistant, but if none of them matches what you want, you can create a routine of your own. You can then activate it by speaking a phrase to your phone, such as "Meditation time" or "Driving my car".

Press and hold the Home button or say "OK Google", then swipe up to make it full screen. Tap your avatar in the top-right corner, press Settings, tap Assistant and select Routines. Tap the plus button at the bottom.

Name the routine, which doubles as the phrase you say to activate it. In the 'My Assistant should' section, press Add Action. You could enter a phrase that you might say to your phone, but you may find it easier to tap 'Choose popular actions' and just pick the ones you want from a list. For "Driving my car", you might want to put your phone on silent and get it to read incoming texts out loud as you drive, so you don't have to pull over to find out what a message says.

Attach routines to alarms

Your Android phone probably has its own Clock app with an alarm, but the Google Clock app has extra features that make it worth installing from the Google Play Store.

Open Clock and press Alarm. Create an alarm to wake you in the morning, then press the 'v' arrow under the alarm. Press the plus button to the right of Google Assistant Routine and you'll be taken to "After I dismiss my alarm...". There is a list of options that can be enabled or disabled, including "And then play..." which can be set to news, podcasts, audiobooks or nothing. Choose which actions to perform with this alarm.

Use Siri shortcuts with multiple actions

The basic Siri commands are just the tip of the iceberg. In the App Store, find and install the Apple Shortcuts app, then open Shortcuts and tap Gallery at the bottom to see a large collection of ready-made shortcuts that perform a variety of actions. Each section has a See All link by a title - tap it to explore the shortcuts.

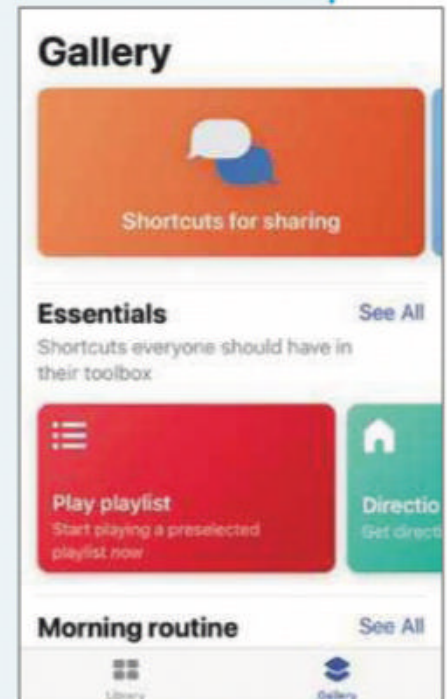
For example, in Essentials tap Home

ETA, then Show Actions. It uses the Maps app to work out how long it should take you to get home, and sends a text message to someone to let them know how long you will be. Tap Get Shortcut and fill in the info it needs, including your home address and the recipient of the text message. Shortcuts are added to the Library and can be run with a tap.

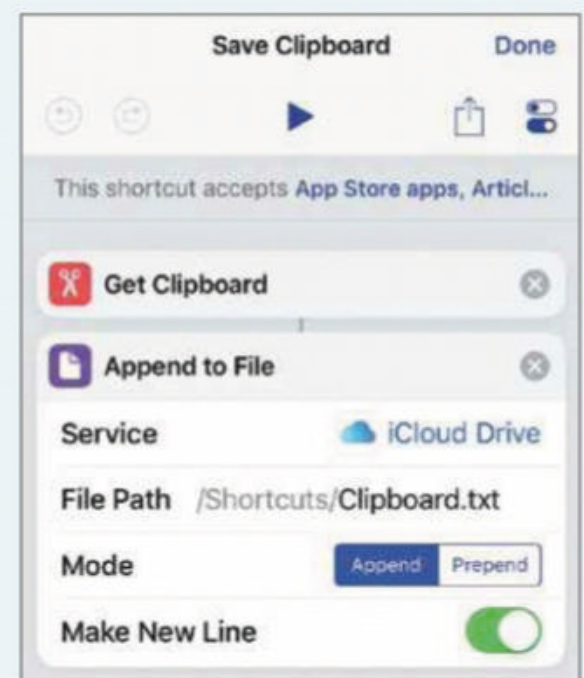
Tap the three dots on a shortcut tile to customise it, then tap the two switches in the top-right corner. Press 'Add to Siri' and you can record a phrase to activate the shortcut, such as "On my way home".

Create iPhone shortcuts

It's possible to create your own iPhone shortcuts that perform multiple actions. Open the Shortcuts app, select the Library and tap the plus in the top-right corner. It's too complicated to go into here, but if you have a little programming knowledge and you want to explore further, Apple's own guide is at bit.ly/scut473.



Browse the iOS Shortcuts Gallery and add useful ones to your library



Create shortcuts for your iPhone that perform multiple actions

Ask the Expert

Roland Waddilove, computer programmer and PC journalist since 1981, answers all your technical questions. Email us for help at webuser@webuser.co.uk



AUDIO

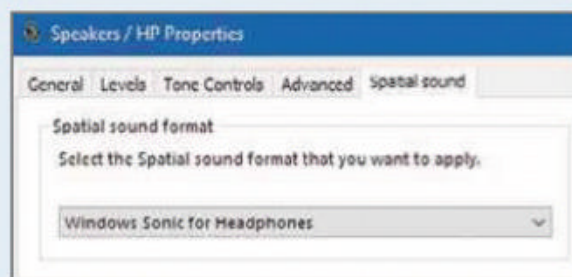
Connect external sound hardware

Q I'm looking for help connecting an external Dolby Atmos sound system to my Chillblast Fusion Wolf 3 PC. I've downloaded Dolby Atmos from the Dolby website but the option is greyed out when I try to switch to it. My PC connects to the monitor with a DisplayPort cable, and I don't have a separate sound card.

Robinson David, via email

A Connecting a computer to a Dolby Atmos external home theatre system is complicated. First, use an HDMI cable to connect the two. If there is no HDMI socket on your PC, you'll need an adapter to convert DisplayPort to HDMI. Make sure that Dolby Atmos is enabled on the home-theatre system.

Type **Control Panel** in the taskbar search box and click it when it appears in the results. Click Sound, then Playback and double-click Speakers.



Spatial sound settings in the Control Panel can improve audio quality

Click the 'Spatial sound' tab and select 'Dolby Atmos for headphones' in the drop-down menu. This should load the Dolby Access app. If not, open the Windows Store, search for it, install it, then repeat the steps above. Click 'With my home theatre', and confirm Dolby Atmos is enabled and connected using an HDMI cable.

Return to the Sound setup window, select the HDMI playback device and click the Set Default button. Switch to the Dolby Access app and click 'Configure PC settings'. Switch back to Sound, go to the 'Spatial sounds' tab and select 'Dolby Atmos for home theatre'. Click OK, then switch back to the Dolby Access app and follow any instructions.

Following a recent update, Edge has started to show tips when it starts and it may record your progress, restarting if you don't work through them. Step through the tips to the end and it should then stop showing them to you.

Clicking hotspots on the lock screen can trigger a search in Edge when you log on, so don't click anything. Back in the Settings app, click Personalisation, 'Lock screen' and change the setting from Windows Spotlight to Picture.

A Registry tweak may help. Press Windows+R, type **regedit** and press Enter. Go to:

HKEY_LOCAL_MACHINE\SOFTWARE\Policies\Microsoft\MicrosoftEdge\Main

If it exists, select Edit, New, DWORD (32-bit) Value, then name it **AllowPrelaunch**. Double-click it and set the value to 0 (zero). Now go to:

HKEY_LOCAL_MACHINE\SOFTWARE\Policies\Microsoft\MicrosoftEdge\TabPreloader

If it exists, select Edit, New, DWORD (32-bit) Value and name it **AllowTabPreloading**. Double-click it and set the value to 0 (zero).

VIDEO

Fix out-of-sync audio

Q Your excellent article about VLC in issue 469 (bit.ly/webuser469) answered several questions - it helped me get classical music videos from YouTube. However, I ripped a DVD of a film that normally plays in a number of different players correctly and when I replayed it in VLC, the audio track lagged behind the video. By the time I got halfway through the film, the difference was about 10 minutes!

I checked the track synchronisation and the replay speeds are shown correctly. There was no distortion on either track or apparent slowness.

Keith Warwick, via email

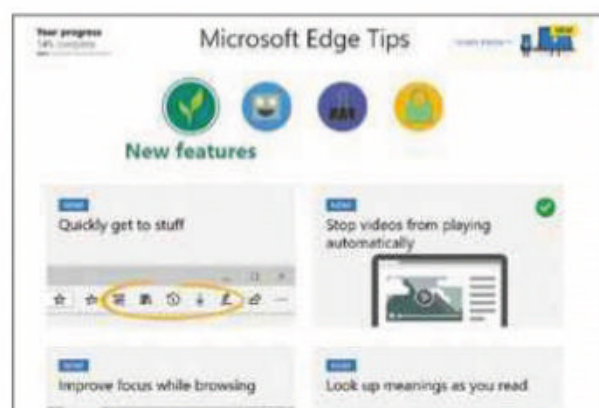
A It's not uncommon for the audio to be a bit out of sync with a video, and there are controls for adjusting this to compensate. If you're sitting within reach of the computer while watching

BROWSERS

Stop Edge bugging you

Q Recently, Edge appears every time I start my laptop. It either tells me where the nice pre-boot photo comes from or takes me to the Microsoft Store. It also asks if I want to make Edge my default browser.

It's not in the list of startup programs



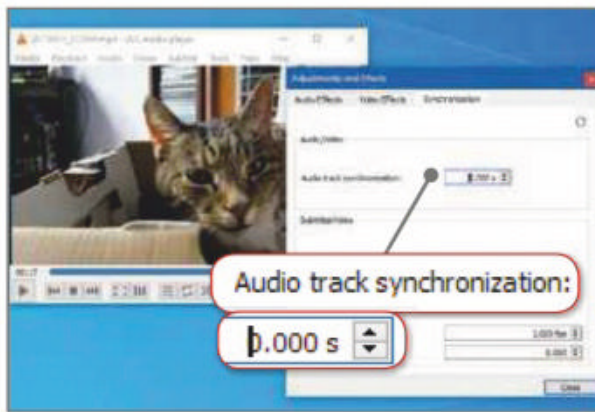
Work through the welcome screens and tips when Edge updates

and the Startup folder is empty. It's not even in the Windows programs folders. Someone at PC World told me I could delete it, but the option is greyed out.

I disabled all its functions but every bootup it still tries to start, then vanishes. I found an article that showed me how to rename it but that didn't improve anything. I also tried to run the 'gpedit .msc' command, but it's not on my laptop.

William Power, via email

A There are some settings in Windows that may help. Open the Settings app (Windows+i) and go to System, then 'Notifications & actions'. Click the switches next to 'Show me the Windows welcome experience...' and 'Get tips, tricks and suggestions...' so they're set to Off. Also, go to Personalisation, Start and turn off the switch 'Show suggestions occasionally in Start'.



If a video's audio track is out of sync, you can fix it with this VLC setting

the video, the J and K keys shift the audio forward or back around 50 milliseconds every time they are pressed. It's irritating having to press J or K every few minutes, but it'll help.

Otherwise, open the Tools menu and select Track Synchronisation. You can adjust the Audio track-synchronisation setting, but only by a fixed amount, so if the problem gets worse as the video plays, it will eventually go out of sync again.

It sounds like your audio track may be damaged – try ripping the DVD again. HD Video Converter Factory Pro (bit.ly/vidcon473) claims to fix this type of sync problem, but we haven't used the feature so can't vouch for it. It's worth downloading the free trial and giving it a go, though.

GENERAL PC Fix genuine Windows 7 problems

Q My Dell Optimex 330 PC is running Windows 7 Enterprise. Everything worked perfectly until January when Microsoft released the KB4480960 and KB4480970 updates for Windows 7 SP1 and Windows Server 2008 R2 SP1, which have been causing havoc. Numerous threads on Reddit show users complaining about their licence becoming deactivated or not being able to connect to network shares.

On my PC, it removed the Windows 7 screensaver resulting in a black screen with a permanent message: "Windows 7 build 7601, this copy of Windows is not genuine"; and frequent pop-up messages saying "Optional update delivery is not working, you may be a victim of software counterfeiting".

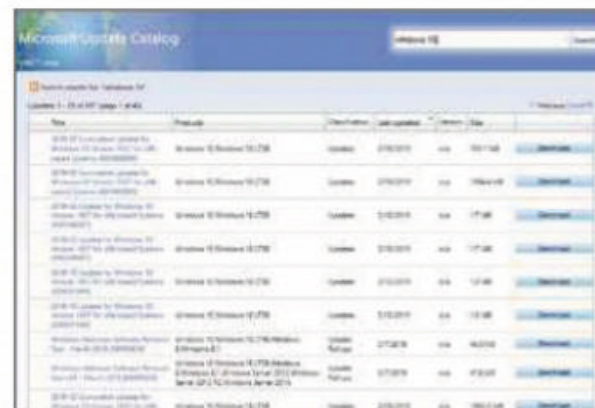
Allan Foxall, via email

A This update caused quite a few complex problems for some users. Microsoft was made aware of this and an update was released to fix it. Have you installed all the latest Windows 7 updates? If only essential updates are

set to install, you may need to go into Control Panel, Windows Update, check for updates and then install any additional optional updates.

Go to bit.ly/msupd473 in a browser and search for KB4487345. There are several different versions and the 'Update for Windows 7 for x64 based systems' is probably the one you want. The x86 update is for the 32-bit version of Windows.

Another possible fix is to go to the Start menu, choose Accessories, then System Tools. Right-click Command Prompt and select 'Run as administrator'. Type `slmgr -rearm` to reset the Software Licencing Manager.



Windows Update Catalog lets you download updates manually

EMAIL Avoid email scams

Q Please can you tell me how I find out whether an email is a scam? I run art history trips in Gloucestershire, which involves emailing up to 120 people through MailChimp. One person has emailed me to say they received a suspect email from me.

They forwarded the email, which appears to come from me, but the email address, when you hover over my name,

is definitely not mine. The email starts with a phrase I would not use ("just sharing something nice with everyone") and includes a very long link (I haven't clicked it) that includes the words 'safelinks' 'protection' and 'outlook.com'. I have Googled the address and they seem to be legit.

How did they get my name and why is it linked with this organisation I have never had anything to do with? I am at a loss how to take this further.

John Beattie, via email

A We don't know why an email would appear to come from you or why someone else's email would be linked through your name, but from a technical point of view it can easily be done. Any text can have a web or email link associated with it, and the From and Reply-to email addresses in a message can easily be faked. It may be annoying, but there is little you can do to stop a scammer or spammer using your name in their emails.

There are four steps to take: first, change your email account password to ensure that someone is not using it to send emails; second, change your MailChimp account password to prevent anyone from sending bulk emails to your subscriber list. Next, contact the website and mail account with the URL in the email and let them know that your subscriber list is receiving emails with your name and their email address.

Finally, it may be useful to send a mailshot to your subscribers informing them that there have been reports of rogue emails containing your name and asking them to be alert and to inform you if anyone sees any more.

GENERAL PC Turn down Cortana

Q I don't want Cortana helping me. Its web results and suggestions are irritating. How do I stop it?

Bill Walker, via email

A The April 2019 update seems to have removed some of Cortana's settings and made it less irritating, too. Open the Settings app and click Cortana. Turn off the switches in the 'Talk to Cortana' section and click the 'Manage...' links in the Permissions section. If you're signed into Cortana, click your account email in the Permissions section and sign out.

Cortana has had some settings tweaked so you can stop it getting in your way



In the Edge browser, click the three-dot menu and choose Settings. Select Advanced on the left, then turn off the switch under 'Allow Cortana to assist me in Microsoft Edge'.



This fortnight Roland has been tidying his Google Photos collection by finding duplicates and removing rubbish snaps

Your Top Tips

Our pick of the best advice from our readers. Please send questions and answers to webuser@webuser.co.uk



TOP TIP

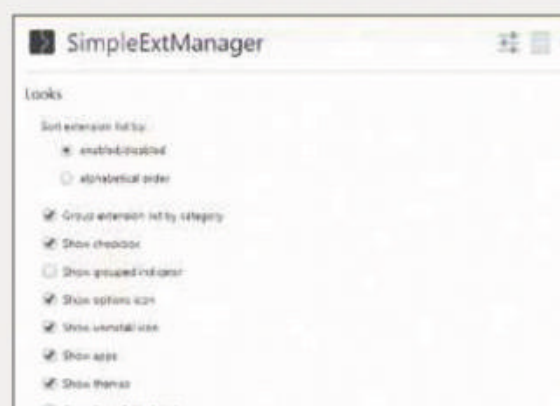
BROWSERS

Run browsers without extensions

In *Web User* Masterclass, Issue 469 (bit.ly/webuser469), you explained how to disable browser add-ons. I'd like to add that it's possible to start or restart most browsers without any add-ons running, which can be useful if you need to troubleshoot.

To do this in Firefox (bit.ly/ff473), for example, click the menu button, choose Help, then 'Restart with Add-ons Disabled'. In Pale Moon (www.palemoon.org), go to Help and choose 'Restart in Safe Mode'. For Internet Explorer on Windows 7, go to Start, All Programs, Accessories, System Tools, Internet Explorer (No Add-ons).

Your article made no mention of the fact that you can't do this in Vivaldi (vivaldi.com) or Opera (www.opera.com). However, you can get add-ons that help in this respect. For Vivaldi, I like SimpleExtManager (bit.ly/



Stop Vivaldi add-ons running at launch with SimpleExtManager

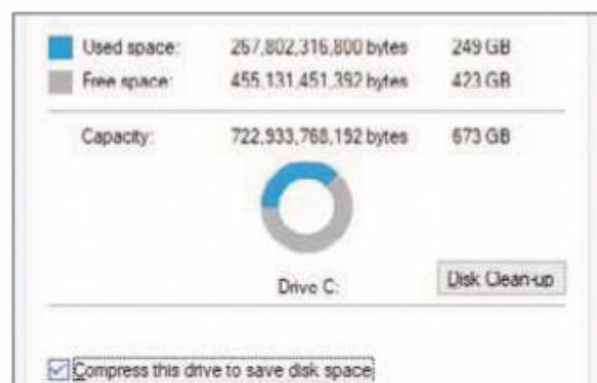
addon473), while for Opera, I recommend V7 Extension Manager (bit.ly/addonopera473). You can also use SimpleExtManager for Opera, but I found that it didn't work as well as V7 Extensions Manager. Obviously, those extensions remain active even when all the others have been disabled!

Madeline S, via email

GENERAL PC

Make more room on your hard drive

I've heard that some people have an option in Disk Cleanup called 'Compress your OS drive'. I've even seen screenshots of it, but I haven't got this option. I suspect it's because I have plenty of hard drive space and that it appears only when Windows is running short. It sounds like NTFS compression, however, which is available to everyone, not just through Disk Cleanup. The NTFS



If your hard drive is short of space, compress the contents to free up more

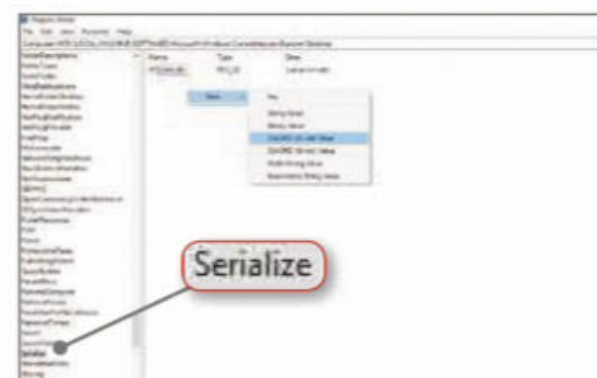
file system Windows uses can compress and decompress files on the fly without you noticing. The advantage is that you get more space from your hard drive. Right-click the C: drive in a File Explorer window and select Properties. On the General tab near the bottom is a tickbox labelled 'Compress this drive to save disk space'. Tick the box and Windows compresses the drive's contents. You may find that doing this gets you a couple of gigabytes of additional hard drive space. Compressing and decompressing files must use some processing power, but I've never noticed any slowing of my PC. It would be particularly useful on PCs that have small solid-state drives.

Michael Davis, via email

GENERAL PC

Speed up your boot times

My PC used to be a race horse, but now it's more of an old nag. One thing that slightly improved its speed, though, was



This Registry hack can make your PC a little bit faster

to disable Windows 10's start-up delay, which forces start-up programs to wait for 10 seconds after your PC starts.

This is a Registry hack, so make a backup first, then open Registry Editor (type `regedit` into the search box and select it). Navigate to:

HKEY_Current_User\Software\Microsoft\Windows\CurrentVersion\Explorer

In the Explorer folder you should see a folder called Serialize. If not, right-click Explorer, choose New and create a new Key called `Serialize`. Right-click the `Serialize` folder and create a new DWORD (32-bit) Value. Rename this `StartupDelayInMSec` and set the value to 0 (zero). When you restart your PC, the startup delay will be disabled and Windows should start slightly faster.

Phil Robertson, via email

WEBSITES

Colourise black and white photos automatically

My favourite new website is Algorithmia's Colorize Photos (bit.ly/colour473). To use it, upload a black and white image or paste its URL into the box, then press the Colorize It button. Once the AI has finished, it presents your new coloured image, with a sliding line down the middle that shows how it looked before and after the process. Below this there are options to download the comparison shot or the coloured version. The home page also provides some sample photos



This website automatically colourises black and white photos

for you to try. I was stunned with the results, and I think my fellow readers will be, too.

Leon Harvey, via email

NETWORKING

Avoid IP conflicts

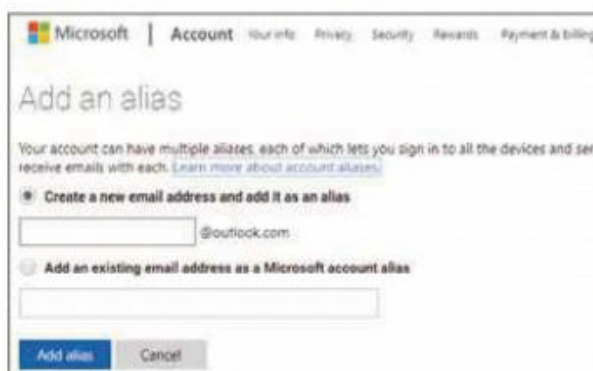
Your item on taking control of your home network (see Masterclass, Issue 471, bit.ly/webuser471) was most interesting. One point that should have been included is that to avoid IP address conflicts, you must set a range of addresses for static IPs at the router, and leave the rest set to DHCP. The IP address you select for individual PCs should be within the static IP range.

Ralph Taylor, via email

GENERAL PC

Add an email address to your Microsoft account

After getting a new email address recently, I found that it's possible to change the address associated with your Microsoft account, and even add extra email addresses. Go to a Microsoft website such as onedrive.live.com and sign in. Click your avatar picture, then 'My account'. Click your name at the top to see your details (you may need to sign in again), then click 'Manage how you sign into Microsoft'. Here you'll see a primary email address and an option to add an address as an alias. This gives you the option to create an alias at outlook.com (such as any-name@outlook.com) or to add a non-Microsoft email. Before you can do the latter, you need to verify that you own the address by clicking a link in an email Microsoft sends. Once you've added an email alias, you can sign in using the original primary address or



Add email addresses to your Microsoft account or change the current one

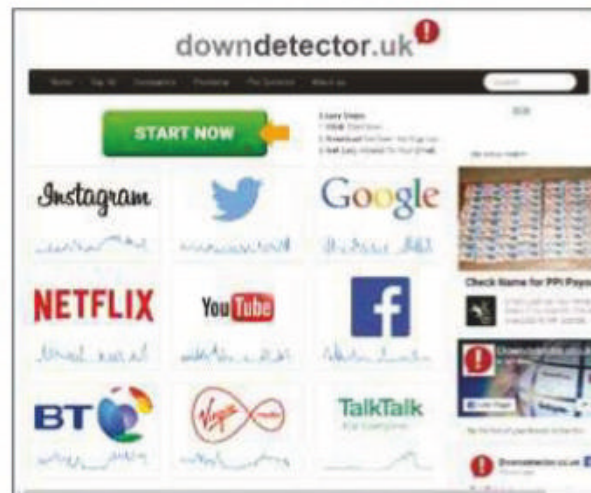
your new alias address. There's also an option to turn your alias email address into the primary email. When you've confirmed that it works and you're able to sign in with it, you can delete the old email address if you wish – but make absolutely sure the new one works first.

Neil Skelton, via email

INTERNET

Check connection problems

When you're having trouble connecting to a website, it's useful to know if others are experiencing the problem or just you. If only your PC is affected, you can try to fix the problem, but if the website or service is down, there's nothing you can do about it except wait and try again later. I find the following websites helpful when checking whether a problem is widespread or only affects me: for Microsoft services, try bit.ly/msstat473; for Apple services, go to bit.ly/



Is a website down for everyone or just you? Check at Downdetector

appstat473; and for Google services, visit bit.ly/goostat473. For everything else, use downdetector.co.uk.

Paul Hobbs, via email

BROWSERS

Activate Chrome's hidden dark mode

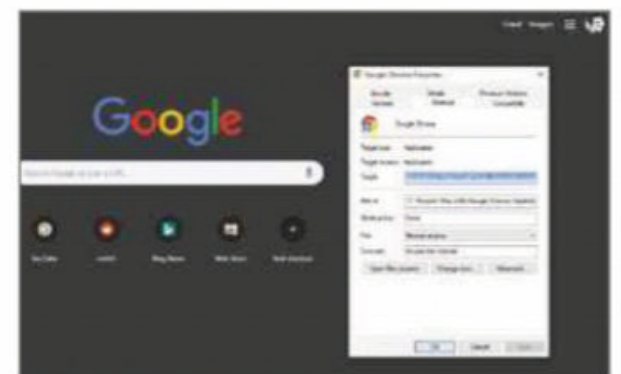
I'm slightly miffed that Google hasn't yet rolled out a true dark mode for Chrome. However, I've found a way to activate one: right-click the Google Chrome desktop icon and go to Properties. On the Shortcut tab, add the following in the Target box:

```
--enable-features=WebUIDarkMode
--force-dark-mode
```

The full Target should now read: "C:\Program Files (x86)\Google\Chrome\Application\chrome.exe" --enable-features=WebUIDarkMode --force-dark-mode

Click Apply, OK, then restart Chrome to launch the browser with dark mode.

Damon Kelley, via email



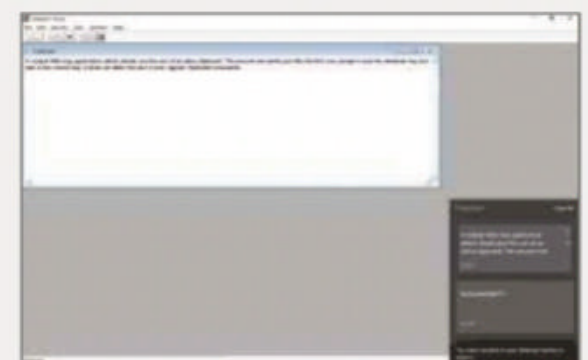
Add a dark mode shortcut to Google Chrome

BLUNDER OF THE FORTNIGHT

SOFTWARE

Double your Windows clipboards

I find Windows Clipboard absolutely essential for my work, but I ran into problems recently when I needed to keep several items available for pasting. For about a week, I seemed to be swamped by open Notepad, MS Paint and Word documents – and nothing could help me keep track of my copies. Then just as I was about to go truly haywire, a friend suggested I try a tool called WinClip (bit.ly/winclip473), which adds a second clipboard to Windows, finally helping me to keep my disorganised mind in order. Download and extract the file, then launch it. The program runs in the background and displays an icon in the notification area to the right of the



WinClip lets you manage two Windows clipboards at once

taskbar. When you want to use WinClip rather than the Windows clipboard, try the following keyboard shortcuts: Windows+C to copy, Windows+X to cut, and Windows+V to paste.

Roy Gerston, via email

Have you managed to fix a PC-related disaster?

If so, please send your story to webuser@webuser.co.uk



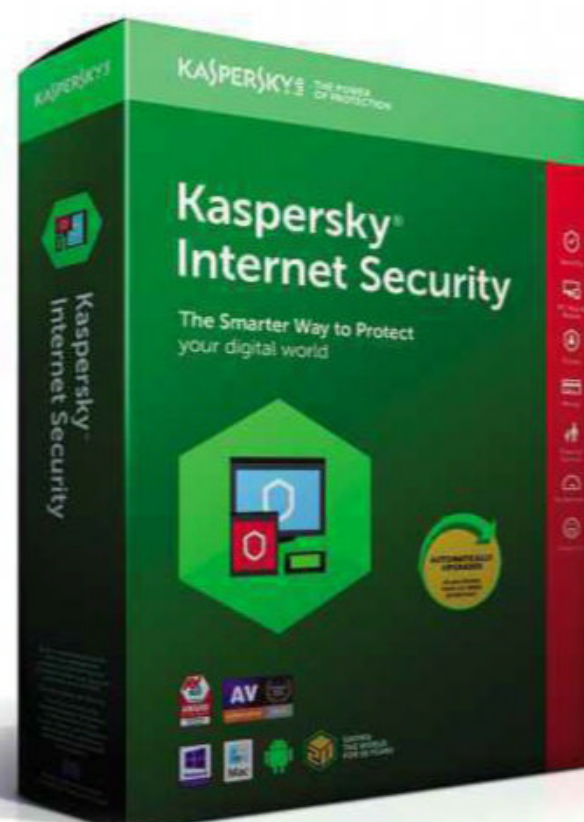
OFFER OF THE FORTNIGHT

Kaspersky Internet Security 2019 - on sale now

Our sister title *Computeractive* is now selling the new and improved 2019 edition of the multi-award-winning antivirus Kaspersky Internet Security at a special discount for readers

WHAT'S NEW IN KASPERSKY 2019:

- ✓ Finds and removes dodgy browser extensions
- ✓ Identifies software that needs to be updated
- ✓ Gives you more control over which adverts are blocked
- ✓ More advanced options to keep malware off your PC



**SINCE WINDOWS 10 LAUNCHED 19,844 READERS
HAVE BOUGHT KASPERSKY SOFTWARE
FROM THE SOFTWARE STORE**


One PC for one year NOW ONLY £17.99*
Normally £34.99

Buy it from our Software Store at bit.ly/kaspersky1pc

Three PCs for two years NOW ONLY £39.99
Normally £79.99

Buy it from our Software Store at bit.ly/kaspersky2019
* while stocks last

**WINNER OF THE PAST NINE COMPUTERACTIVE
ANTIVIRUS TESTS**



Readers' Helpdesk

Can you help your fellow readers with their computer problems? Send your questions and answers to webuser@webuser.co.uk

SECURITY

Change your passwords to passphrases

Q Apologies if this is too basic, but I'm curious as to which is better: passwords or passphrases. This question has come up a few times on a forum I belong to, and now I'm worried. Should I stop using passwords in favour of passphrases? And what even constitutes a secure passphrase? Any guidance on the matter would be very welcome.

James Skinner, via email

A You're opening a can of worms here, James, because even security experts don't agree on whether passwords or passphrases are better. What they do agree on, however, is that 'randomness' makes both more secure. That's the problem for all of us: our brains aren't good at remembering long strings of random upper- and lower-case letters, numbers and symbols. That's why we tend to use simple, memorable

passwords, and then reuse them on different sites, making them much easier to hack. Pick four or five random words, though,

and suddenly you've got a passphrase that's easier to memorise but difficult to crack. Password managers help make both types equally secure, but if we had to choose one over the other, we'd favour using unique passphrases for all your accounts.

Steve Clark, Features Writer, Web User

BROWSERS

Dock web pages in Vivaldi

Q Do you or any readers know if there's a way to pin particular websites in Chrome so they're always open? I used to

READERS RESPOND

Tile tabs in Vivaldi

A In Issue 469, Will Browne mentioned tab tiling and asked if it would be worth trying Vivaldi (vivaldi.com) rather than using IE or Chrome. As a seasoned Vivaldi user, I'd say he should definitely give it a try. It reduces on-screen clutter, and you can enable it by right-clicking a tab stack, then choosing Tile Tab Stack. If you don't like it, you can change back.

Madeline S, via email

Copy music details using ID3 tags

A Regarding Paul's request in Issue 471 for advice on copying artist names and track titles to ID3 tags. My favourite program for this is the free Mp3tag (bit.ly/mpt473), which *Web User* featured in a workshop in last Issue (bit.ly/webuser472).

Peter Bilbrough, via email

CAN YOU HELP?

webuser@webuser.co.uk

You can seek help or suggest solutions to other readers' problems by emailing webuser@webuser.co.uk or via www.facebook.com/webusermagazine or twitter.com/webusermagazine.

SOFTWARE

Q I use my Humax HDR to record TV programmes, which I then convert to MPEG4 using HandBrake (handbrake.fr). I save these files to a USB stick that I can plug into the TV when we're abroad. Although I can manually remove the adverts, it takes a long time. Do you know of any software (preferably free) that does this automatically?

Michel Moy, via email

INTERNET

Q So if I use a VPN to connect to the internet, Brave (brave.com) to browse the web and DuckDuckGo (see cover feature on page 40) to search it, am I secure? I don't fancy dipping my toe in the dark web, but do readers have any better suggestions for browsing more securely?

Willy McNeil, via email




pin tabs, but having to switch between them was annoying. Then I tried splitting the screen with two browsers, one showing the web page I needed all the time and the other for browsing. Neither solution seems acceptable. Is there an extension that does this?

Pierre David, via email

A We're not sure if there's a Chrome extension (perhaps a reader can help?) but if you don't mind switching to Vivaldi (vivaldi.com), you'll find that it lets you dock a web page permanently. Launch the browser and click the side panel button in the lower-left corner. Down the left-hand side, you'll see icons for Bookmarks,

Downloads and so on. Click the plus sign to open the Add Web Panel window, and enter the URL of the website you want to keep on screen. Vivaldi then saves the page in the side panel, where it's always open.

Steve Clark, Features Writer, Web User



Keep your favourite web page open at all times by docking it in Vivaldi

Star Email

Windows 7 will suffer more security scares

Back
Issues
disc
winner



Reading your lead news story in Issue 471 about the security flaws Google has discovered in Windows 7 (as well as its own Chrome browser), I have to say that such scares are likely to be par for the course over the next few years.

Microsoft has made it clear that it will no longer issue security patches for Windows 7 after next January, which means cybercriminals will be increasingly focusing their hacking activities on the vulnerable operating system. I'm not willing to take that risk, so I recently – and slightly reluctantly – upgraded to Windows 10, despite being perfectly happy with Windows 7 for the past eight years.



In spite of my reservations, I've been pleasantly surprised by the new operating system and have found that, with a little configuration, Windows 10

can be made to look much like Windows 7, albeit it with some – in my opinion – unnecessary extras, such as the tiles in the Start menu. It even feels faster on my ageing computer, and I haven't had any compatibility problems with my other hardware, such as my printer.

I would much rather be using an operating system I know to be safe and regularly updated than one that I was only sticking with for familiarity's sake and which will be severely compromised once security patches cease. I would encourage other Windows 7 users to bite the bullet and upgrade too, before it's too late.

Nicholas Watts, via email

Paywalls can help local-news sites survive

Barry Collins is correct (as usual) in his perceptive conclusions about local-press sites in Issue 470, while Mr Broughton (Inbox, Issue 471) is incorrect in stating that a paywall would destroy local titles.

The situation is one of changed economics meeting an unchanging business model. I don't disapprove of advertising, but I object when local press websites run a script to connect to dozens of external sites unrelated to the one in my browser (something Barry points out) so they can load adverts. The main culprits are Reach (formerly Trinity

Mirror) and Newsquest (actually Gannet). I trust both organisations as reputable, but I may not trust the

external sites they connect to.

Local press economics changed when those titles lost the monopoly they had on classified advertising. However, there is a solution. If paper copies command a cover price, the website should, too. Putting up a paywall is likely to make more money than advertising.

A local press nurtures a sense of community and democratic expression, as well as being the foundation on which

many a splendid journalistic career was launched. We lose our local press at our peril, and the ownership of local titles must change to bring operating costs in line with the reduced revenues.

Gerry Walker, via email

Soundbars are as overpriced as TVs

Your Page 404 column in Issue 471, 'Screen prices are out of all proportion', reminded me of a gripe I have with soundbars and speaker sets. You rightly compared the £400 John Lewis price for

a high-specification TV in the range of 40in or so with the cost of a new smartphone, which is in the region of £1,000. What you could have considered is the almighty con that is the soundbar, which because of the laws of physics is necessary to complement the wonderful pictures produced by the hyper-slim TV.

My contention is that a soundbar,



Quiz Answers: Issue 472

- 1** *An apple a day keeps the doctor away* 🍏 📅 17 🧑 🙌
- 2** *An eye for an eye, a tooth for a tooth* 👁️ 4 👁️ 🦷 4 🦷
- 3** *A house is not a home* 🏠 ≠ 🏠
- 4** *Money makes the world go round* 💰 🔄 🌍
- 5** *Cold hands, warm heart* ❄️ 🤝 🔥 ❤️
- 6** *Don't teach your grandmother to suck eggs* ❌ 🧑 🧒 🥛 🥚 🥚

WINNER!

Well done to Val Phillips who wins a Web User Back Issues Disc



WIKIPEDIA ARTICLE

Sir Tim Berners-Lee

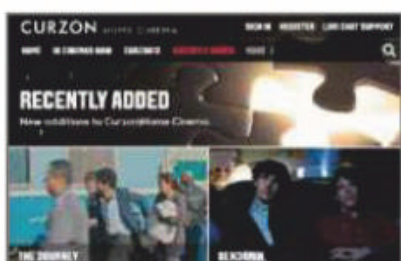


however it's made, is a box containing a number of small speakers, a few crossover electronics to split the sound and possibly a second huge empty box enclosing another speaker to create an acceptable bass background. These range in price in the same shop from £60.95, which may or may not sound much better than the TV speakers, to a mind-boggling £1,398. I paid around £170 for a Philips set, which complements my 42in set pretty much to my satisfaction, but I still believe it's overpriced for something one has to buy.

Doug Pyburn, via email

Curzon Home Cinema is a brilliant bargain

Great article in Issue 471 on ways to stream films for free, but I don't think you did Curzon Home Cinema (www.curzonhomecinema.com) justice. If you



join as a standard member, you get four cinema tickets for free, which just about covers the cost of membership and means cheaper

seats, cheaper coffee and cheaper prices for Curzon Home film streaming. It also gives you free access to Curzon 12, which is a whole library of foreign, art house and other interesting films. All together, it's a bargain (I have no connection to Curzon, by the way).

Harry Harrison, Facebook

Sidney Cotton pioneered aerial photography

I have to disagree with the item in What's New Online in Issue 471 about Kenneth St Joseph and aerial photography ('See Britain from the air'). Sidney Cotton was doing this long before World

War II. He and his team at Heston used his own Lockheed aircraft.

In fact, Cotton secretly photographed several Luftwaffe airfields with a number of German high-ups on board just before the

outbreak of the war. He was way ahead of every other nation in this field before and during the early part of World War II, until 1940. He never really received the accolades and awards he should have had.

John Kent, via email

What you say...

WHICH NEW APPLE SERVICE ARE YOU MOST EXCITED ABOUT (bit.ly/apple473)?

There's nothing groundbreaking. Apple Card sounds okay – 2% cashback is a decent amount – but it's irrelevant to me unless Apple launches it on Android.

Russell Cox @RussWWFC

I'm not in the least bit excited. I have an iPad, but all my other devices are Android, which I much prefer. This is just another money-making racket from a company that's already got money coming out of its ears.

Geoffrey Boow

I have an iPad and iMac, which are great, but I use an Android phone and have no reason to change. An Apple credit card and Apple media streaming are a step too far – credit cards are 10 a penny, and Netflix and Amazon Prime do everything I need. Apple has lost its inventiveness. It needs another Steve Jobs.

Harvey Skipsey

I'm not excited about any of them. I've got an iPod Classic (a half decent MP3 player), but I'm not bothered about any other overpriced and overhyped Apple products or services.

Ken Green

MANY BRITS ARE UNHAPPY WITH THEIR BROADBAND SERVICE (bit.ly/broadband473). ARE YOU?

I pay for 200Mbps and get 60Mbps. The price goes up and up, and I've never been offered the latest hub. It's impossible to contact the ISP and speak to a person. Who are they? Well, Madonna sang about them.

Jan Swanton

Mine has cost the same for a number of years despite the speed doubling twice. As someone who isn't shy when it comes to complaining, I have no issues with my ISP.

Richard Morgan

The situation is pretty much the same with mobile providers. I live a couple of miles outside Edinburgh and am fortunate if I get one bar on Vodafone, while Three wouldn't work in a major hospital here. The useless Ofcom lets providers get away with poor service.

Glenn Faulkner

Once your 18-month contract ends, most providers put the price up. Why must we keep changing broadband providers all the time to get a cheaper deal?

James Griffiths

KILLED BY GOOGLE (killedbygoogle.com) LISTS ALL THE TOOLS GOOGLE HAS DITCHED OVER THE YEARS. WHICH DO YOU MISS MOST?

Google Reader. I've never found anything as good to replace it. Google+ had so much potential, but going up against the big blue juggernaut proved to be too much.

Adam Francis

I miss Google Talk – the EXE version for Windows.

Zoran NeoGeo @zoran_neo

Picasa, definitely. Google Photos is okay, but I much preferred using a desktop program to edit my photos, and Picasa provided a lot more features.

Lynn Bagley

They've killed lots of really useful stuff. Much of it had no direct replacement.

Darren Branagh

I really liked the way Latitude worked. Although Google has indeed killed off a lot of great stuff, if one looks hard enough, there are loads of similar replacements out there somewhere.

Gary Olsen



Tech giants want to control everything you watch, read and listen to, says **Barry Collins**

Will Apple bring on the super-sub?

In football, the 'super-sub' is the player who saves your team from defeat. In the world of tech, the super-sub is about to cost you a packet.

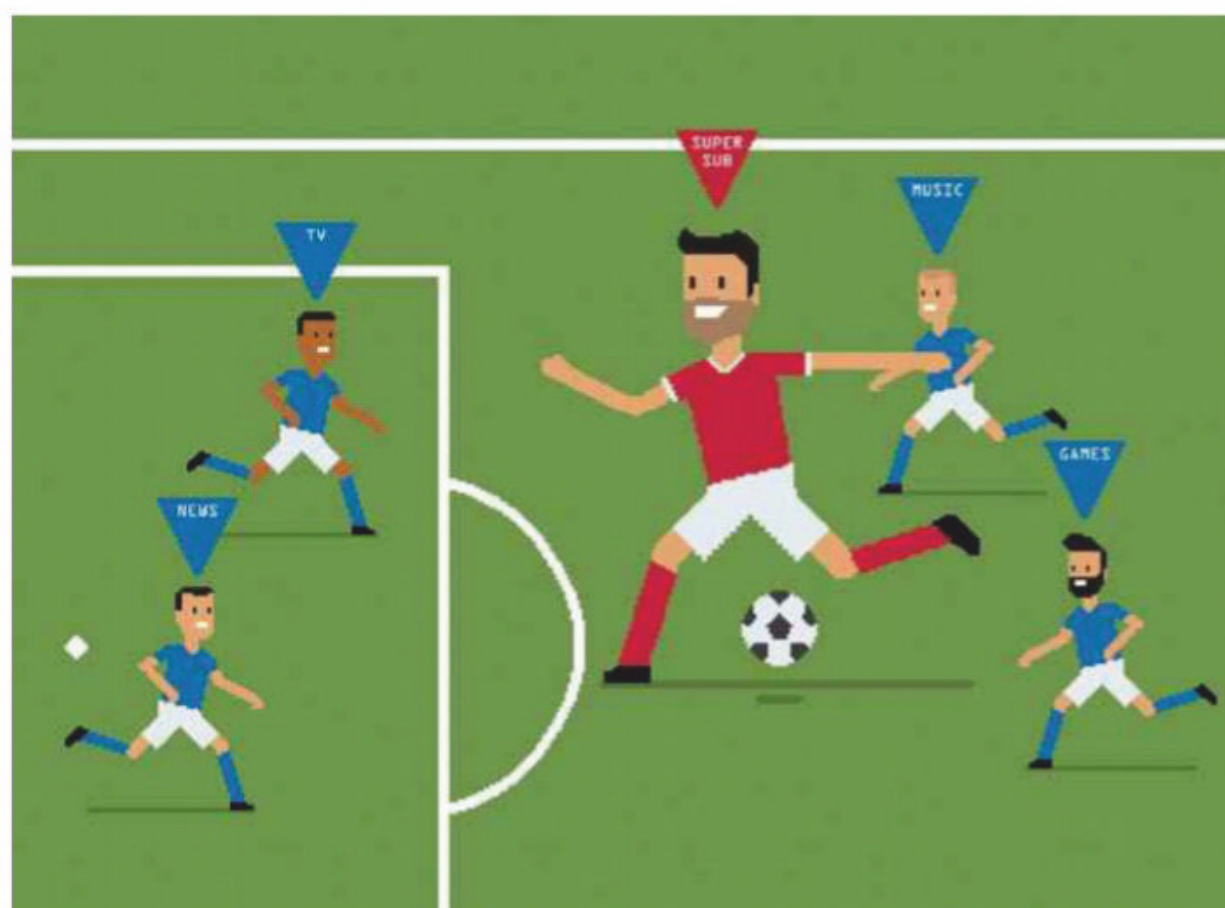
Apple's latest showcase, on 25 March, was all about subscriptions. Apple News+ will give you all the magazines you can read for a tidy monthly fee; Apple Arcade lets you play a ton of games for a tidy monthly fee; Apple TV and TV+ roll up a Netflix-style selection of movies and television shows for (you're way ahead of me here) a tidy monthly fee. You can even pay for them all on your new Apple credit card – for which there's no monthly fee, but there is of course a variable APR of "13.24% to 24.24% based on creditworthiness".

Every new announcement made at the Apple event was met with a weary sigh in my house. We're already sick to the back teeth of monthly subscriptions draining our disposable income. Spotify, Netflix, Sky TV, Amazon Prime, Microsoft Office, LiveDrive backup software and the BBC (in the form of the compulsory licence fee) are already dredging our bank accounts. Now Apple wants its slice of the pie.

Not all of Apple's new subscription services are available in the UK

immediately, but they soon will be. And when they are and Apple has worked out exactly how much it can get away with charging, I suspect we'll see the "one more thing" that Apple didn't announce at its event: the all-in-one super-sub.

Want to totally buy into the Apple lifestyle? Well, you can have Music, News+, Arcade and all the Apple TV



channels for one bumper sum. Let's call it £50 a month if you pay on your Apple Card (APR 24.24%) or £60 if you don't.

Amazon has already beaten a path here, of course, with Amazon Prime. Your £80 a year gets you free deliveries, Prime TV, a decent selection of streaming music, free Kindle books and

magazines, and a store for your digital photos.

Apple's Prime equivalent will be closer to £80 a month than £80 a

year, but this is undoubtedly the direction of travel for the tech giants. They want to control everything you watch, read and listen to, and they want you to do it on their devices. Their

expensive devices, in Apple's case.

Is there any way to resist the tech giants' tractor beam? Well, you can of course continue to buy all your services separately, but it's almost certainly going to work out more expensive in the long run. And once they've tempted you in with their three-month trials, it's even more difficult to resist. The secret sauce of these content services is their algorithms – once they work out you love a bit of Kajagoogoo in the mornings and Nordic Noir before bedtime (your tastes may vary), it's very difficult to give them up. Even when the monthly fees start edging north.

The fight of the next decade will be who gets to be the gatekeeper to your digital content. And once you've worked out whether it's Apple, Amazon, Google or whoever, you may as well redirect your salary straight to their coffers.

“Once they work out you love a bit of Kajagoogoo in the mornings and Nordic Noir before bedtime, it's very difficult to give them up”

WebUser

**SUBSCRIPTION
OFFER**
FOR MORE INFO SEE PAGE 62

ENJOYED THIS ISSUE?

GET THE NEXT ONE EARLY!

Thank you for reading this issue of *Web User* – we hope you found the tips and advice useful. The good news is that you don't have to wait too long for the next issue. If you subscribe to *Web User* by **Thursday 18 April (8pm)***, you'll receive it through your letterbox before it's available in the shops!

What's inside the next issue:

COVER FEATURE: DOWNLOAD STREAMING VIDEO

PLUS:

- Take better photos on your phone
- Ingenious uses for incognito mode
- How to add Wi-Fi to your car

AND...

Best free tools for shortening URLs

**Don't worry if you miss this deadline –
you can subscribe to Web User at any time!*

DOWNLOAD STREAMING VIDEO

Subscribe to *Web User* today and you'll pay just £22.49* for the next 13 issues – that's a 24% saving on the shop price! As an added bonus you'll also receive a free gift – **a 15-piece Screwdriver Set**

Subscribe online at

subscribe.webuser.co.uk

or call now on **0330 333 9493**

(calls to 03 numbers will be charged at your standard local rate)

**Includes FREE DELIVERY*

Quote offer code: **P1908**

